

Embedding gender inclusion in local economic strategy

Leah Millthorne
Head of Local Economies






Content

- introduction to CLES
 - the economic context
 - creating inclusive economies & building community wealth
 - the gender inequality challenge
 - prioritising gender inclusion in local economic strategy
- } the Leeds project



Centre for Local Economic Strategies





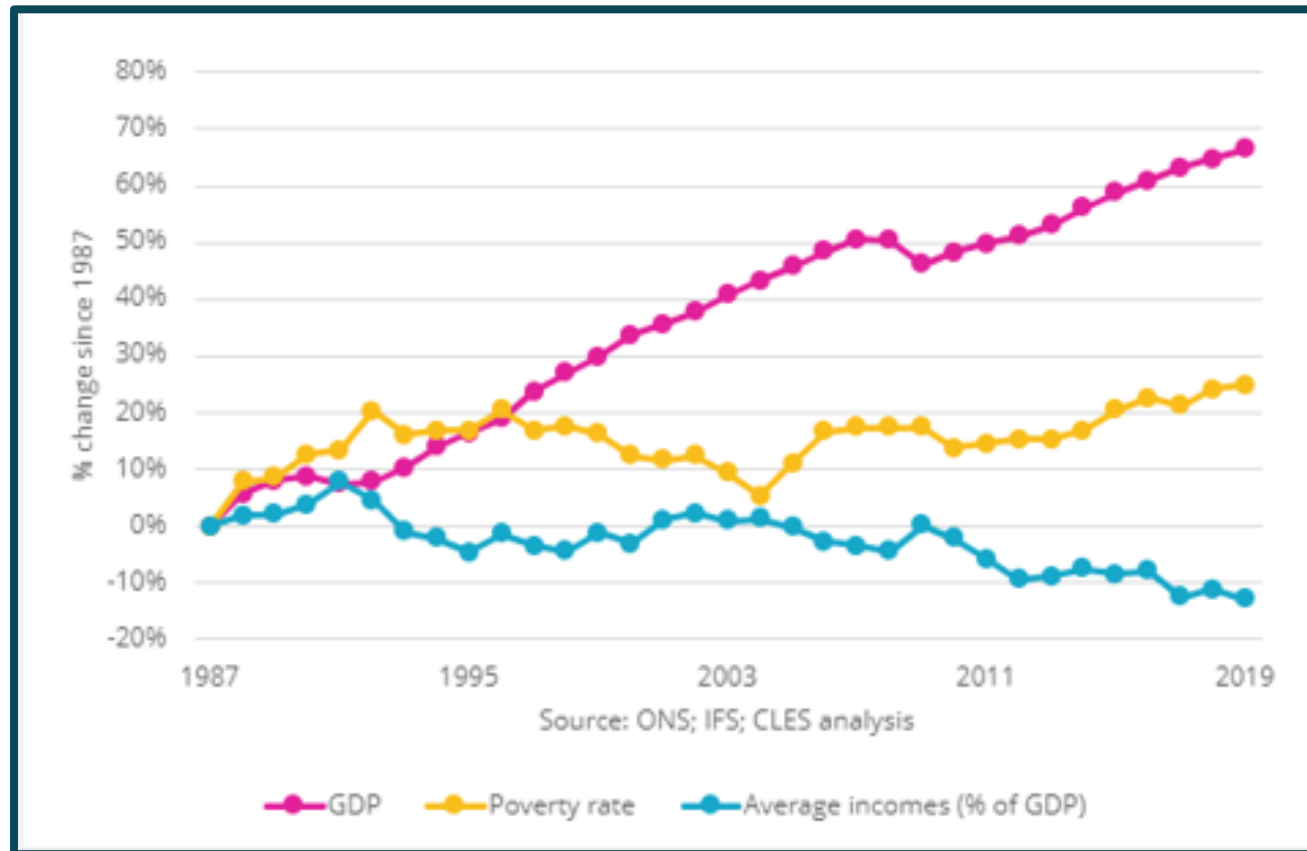
the economic context



An era of emergency & uncertainty



Economic growth \neq better





**creating inclusive
economies & building
community wealth**



Progressive economics in a time of crisis

THE RESULTS ARE IN: THE UK'S FOUR-DAY WEEK PILOT

February 2023

Closing the divide

A strategy to build an inclusive and green Salford economy for all

2021-2024



Decision making wheel

Case study: The Saints Trail



CREATING A COMPETITIVE, CARBON-NEUTRAL CIRCULAR ECONOMY IN YORK & NORTH YORKSHIRE

A Strategy and Action Plan for Transformation:
2019 - 2030

West Cheshire Inclusive Economy Prospectus and Action Plan 2021

The North of
Tyne Combined
Authority Inclusive
Economy Board's

Wellbeing Framework for the North of Tyne

Luton 2020 - 2040 A place to thrive

INCLUSIVE ECONOMY STRATEGY



What is community wealth building?



**Toward a new wave of local
economic activism:**
The future for economic strategies



How we built community wealth in Preston

Achievements and lessons





Key levers for building community wealth



**Socially
productive
use of land &
property**



**Making
financial
power work
for local
places**



**Plural ownership
of the economy**



**Progressive
procurement**



**Fair
employment
& just labour
markets**



Key levers for building community wealth



**Socially
productive
use of land &
property**



**Making
financial
power work
for local
businesses**



**Plural ownership
of the economy**



**Progressive
procurement**

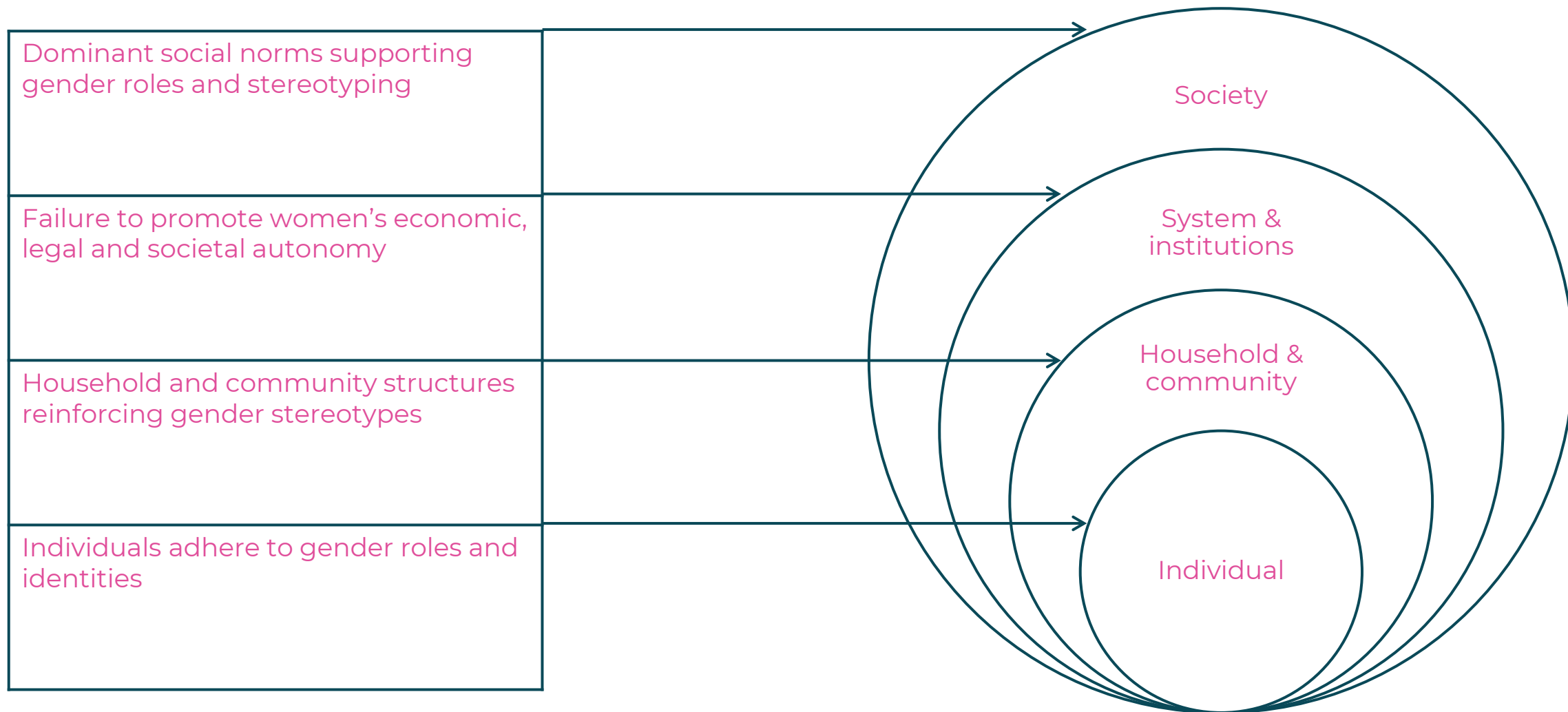
**Employment
& just labour
markets**



the gender inequality challenge



Where do gender barriers exist?



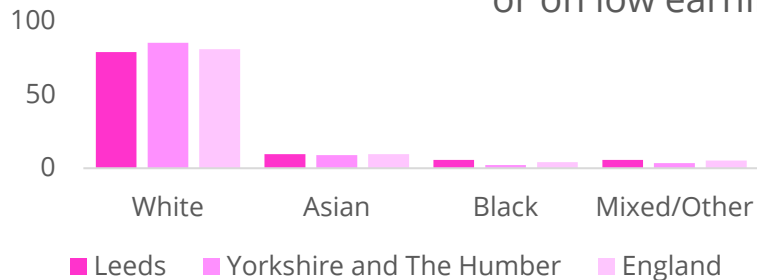


Who makes up Leeds?

Gender

51.2% of Leeds residents are women

Ethnicity



LGBTQ+

5% of Leeds residents identify as LGBTQ+

Income deprivation

14.3% of Leeds' population are out of work or on low earnings

Lone parent families

7.6% of households in Leeds are lone parent family households with dependent children; varies from **0.5% - 25%** of households by neighbourhood

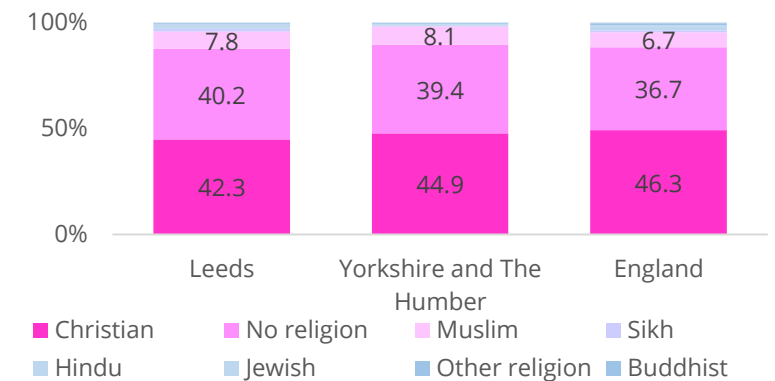
Language

89.3% of households have English as their main language

Median age

35 years below regional & national average (39 years)

Religion



Disability

16.7% of Leeds residents have a long term physical or mental health condition that limits daily activity

Residents born in the UK

84.2%
regional = 88.6%,
national = 82.6%

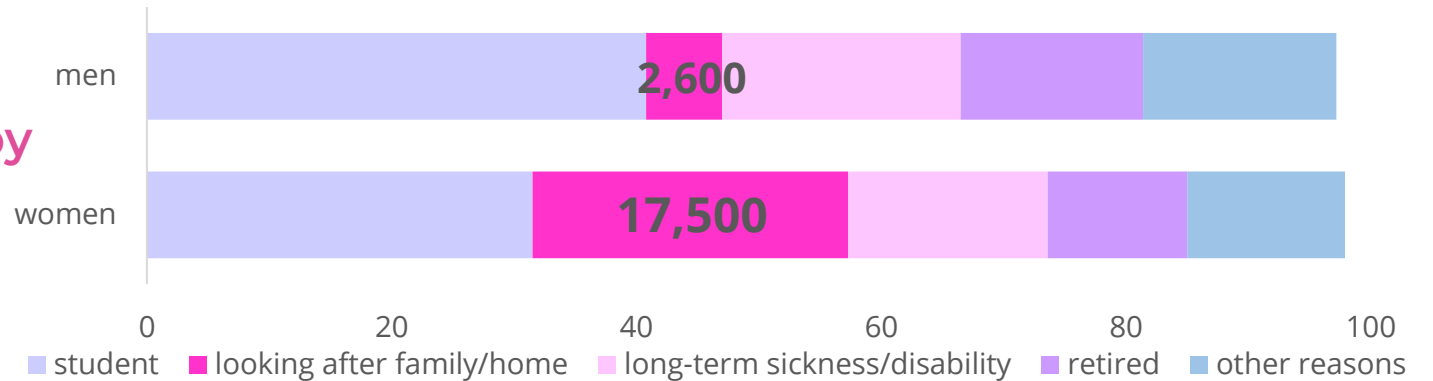


Looking after family is the 2nd biggest reason women are out of work

Rate of women unemployed

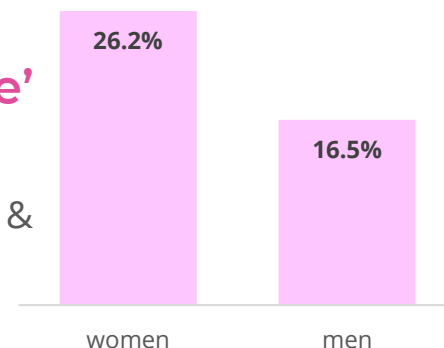
1.3% in Leeds
below regional (3.9%) &
national rates (3.8%)

Economic inactivity by reason (%) in Leeds



Rate of women economically 'inactive'

26.2% in Leeds
Slightly above regional (26.1%) &
national rates (25.2%)



Unpaid care

8% of Leeds residents are unpaid carers for elderly or unwell family/friends
ranges from **2.2%-10.3%** by neighbourhood

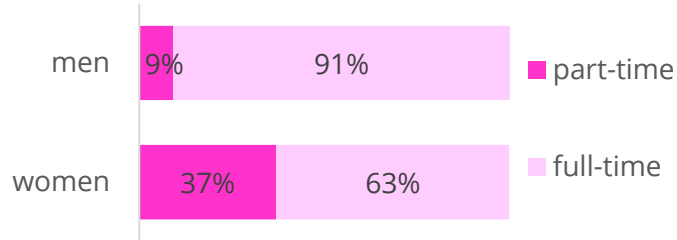
Annual GVA loss

£1.5bn
5.3% of the city's total annual GVA

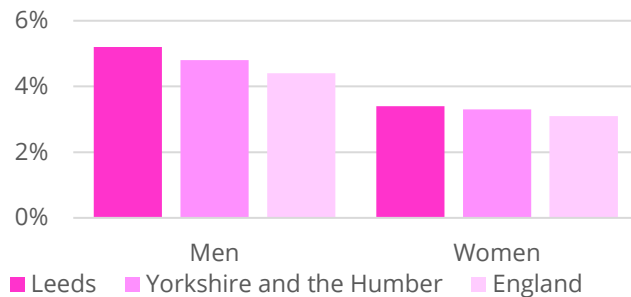


On average women earn £10k less than men in Leeds

Part-time employment (%)



Out-of-work benefits claimant rate



Median gross annual earnings



Leeds *residents*:

all women **£23,590**

all men **£33,743**

women working full-time **£28,237**

men working full-time **£35,483**

Leeds *workers*:

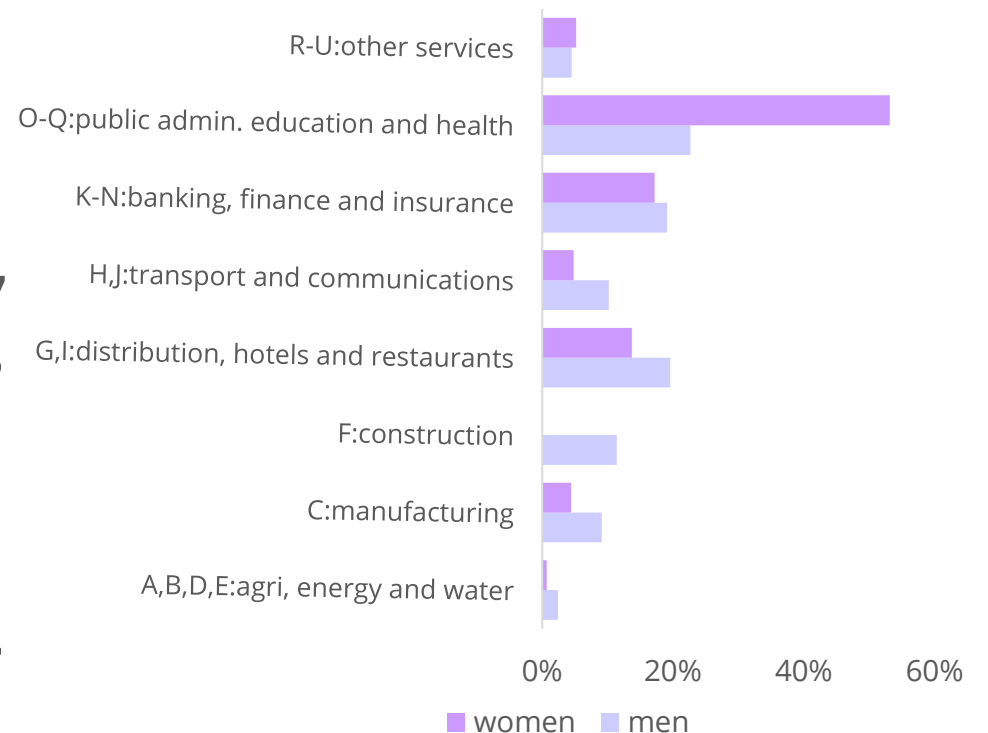
all women **£19,080**

all men **£28,780**

women working full-time **£26,752**

men working full-time **£33,880**

Employment by sector





Life expectancy for women in Leeds is falling

Life expectancy for women



81.75 years

Life expectancy for women in Leeds has been **falling** since 2014 and is **over 1 year below** the national average. **Cancers & dementia** are the main causes of death.

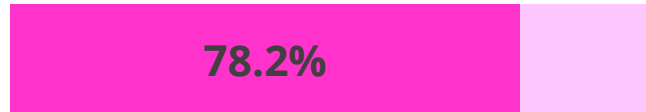
Women over 65

Over **two thirds** of women over 65 live alone.

Women over 65 have **twice as many** emergency admissions due to falling as men.

Proportion of women's lives spent in good health

63.93 years



Just less than the proportion for men (78.9%)

Domestic violence & abuse

77% of domestic violence victims in Leeds are women (and 74% of perpetrators are men).

Mental health

Twice as many women as men in Leeds have a common mental health illness.

Child poverty

36% of children in Leeds are estimated to be in poverty. Median child poverty rate across LAs nationally = 25%.






prioritising gender inclusion in local economic strategy



Prioritising gender inclusion in the development of economic strategies

1. understanding the barriers women face




2. co-creating targeted interventions to deal with the specific barriers

- detailed & holistic socioeconomic analysis
- engaging directly with women from all walks of life
- providing decision makers with better insights enabling them to design and tailor interventions



The Leeds Project






Delivering impact locally

Councils can have a transformational impact on supporting gender equality in their local economies (such as through procurement, & commissioning, workforce policies & best practice, & designing targeted programmes of activity) to deliver key outcomes like:

- creating inclusive and gender responsive public services, goods, transport connections and spaces
- broaden women's access to career progression opportunities, flexible employment & sustainable livelihoods
- enhance women's access to finance & entrepreneurship support
- decrease inequalities in wealth & autonomy



Thank you



leahmillthorne@cles.org.uk



@CLEStinkdo
@LeahMillthorne



www.cles.org.uk