



SmartLINK Gateway

an  Company

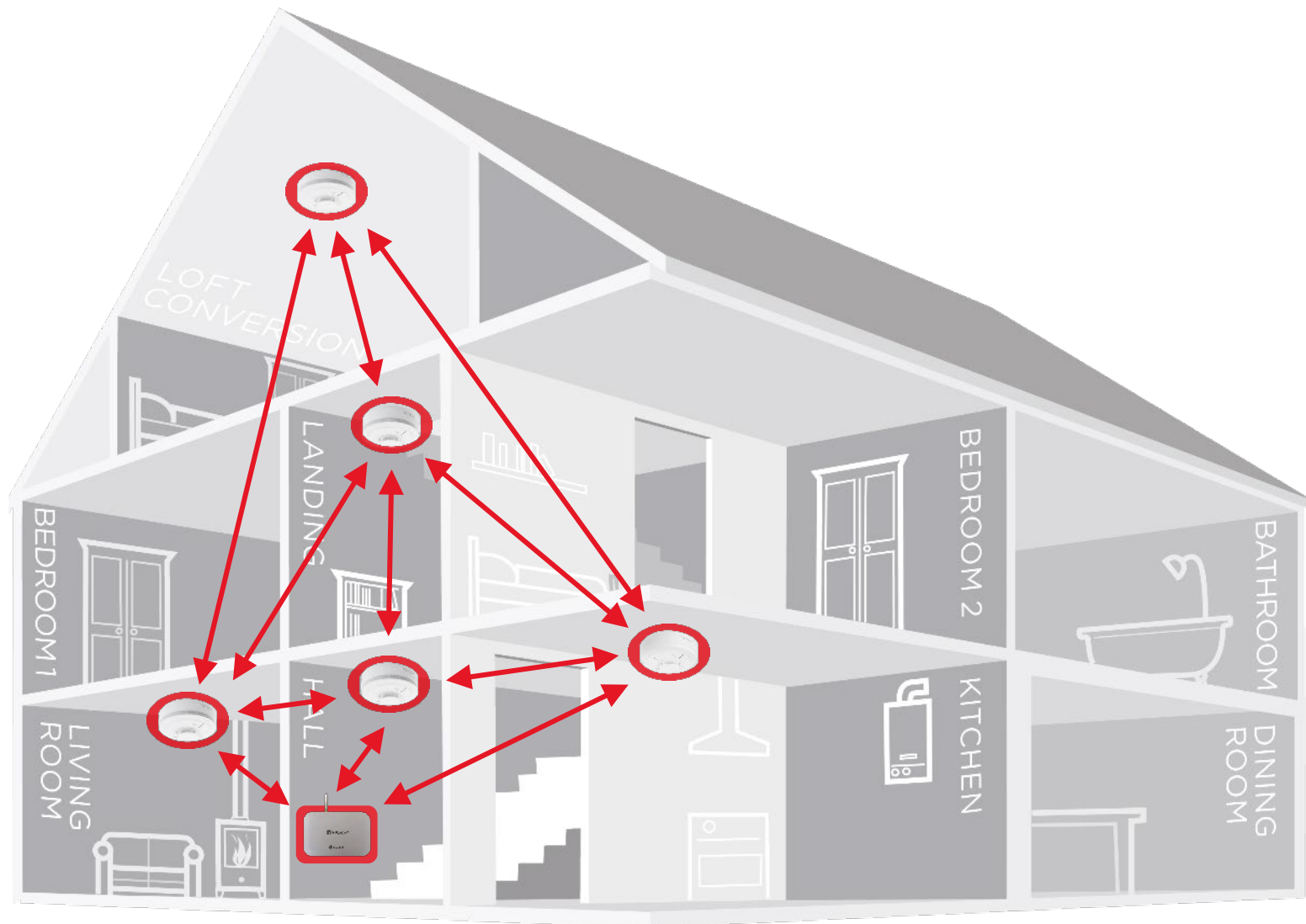
The text "an Ei Company" is displayed in white on a red background. The "Ei" is stylized with a white house-like shape above the 'i'.

SmartLINK Gateway

Introduction

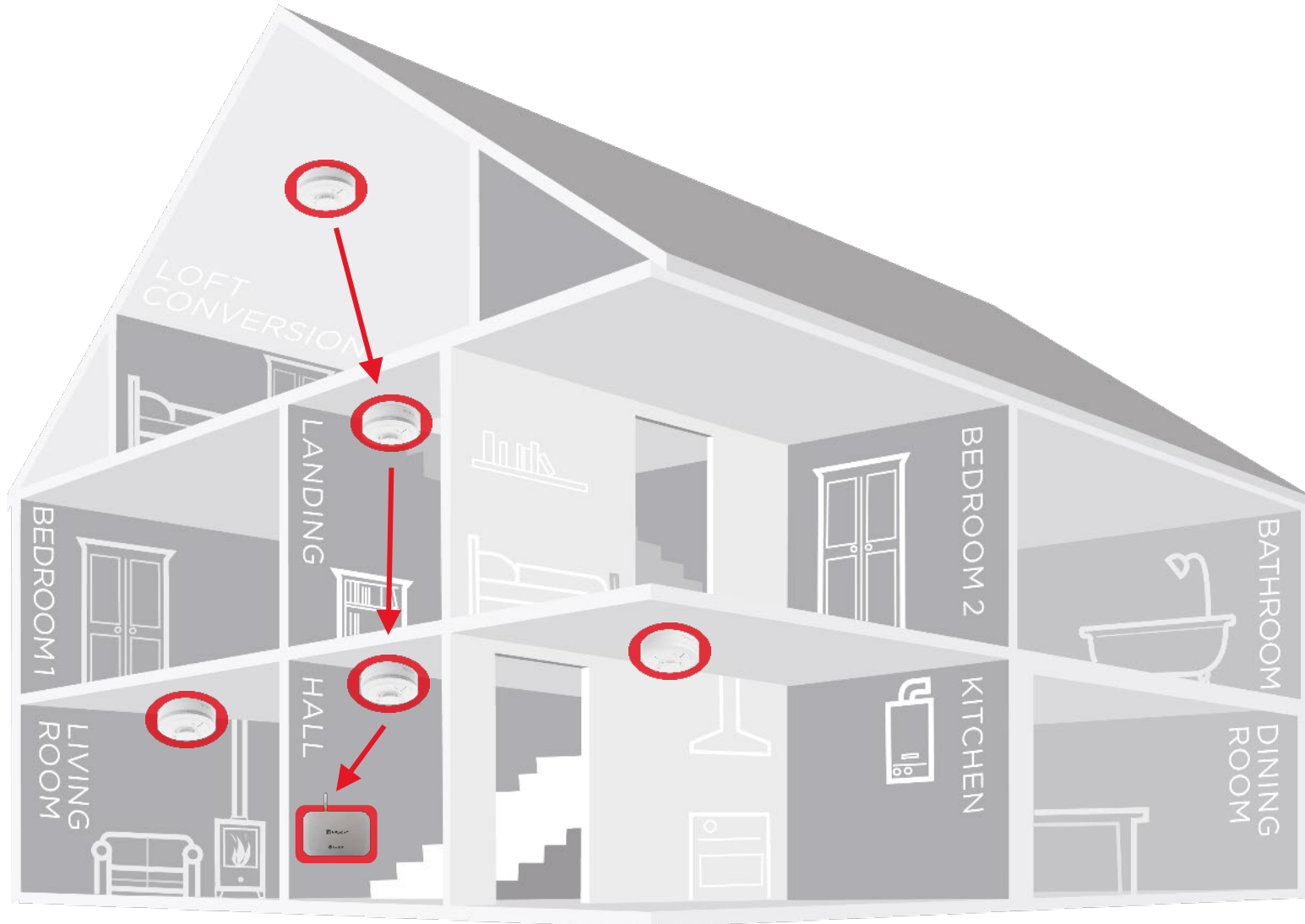






Proven RF Interconnection

- Unique protocol
- Serial numbers
- Multi-level message repeating
- True mesh – multiple paths



Proven RF Interconnection

- Unique protocol
- Serial numbers
- Multi-level message repeating
- True mesh – multiple paths



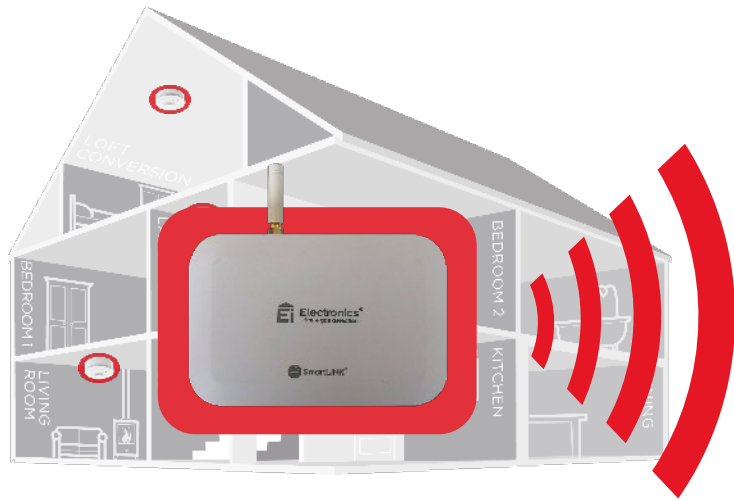
Proven RF Interconnection

- Unique protocol
- Serial numbers
- Multi-level message repeating
- True mesh – multiple paths



Proven RF Interconnection

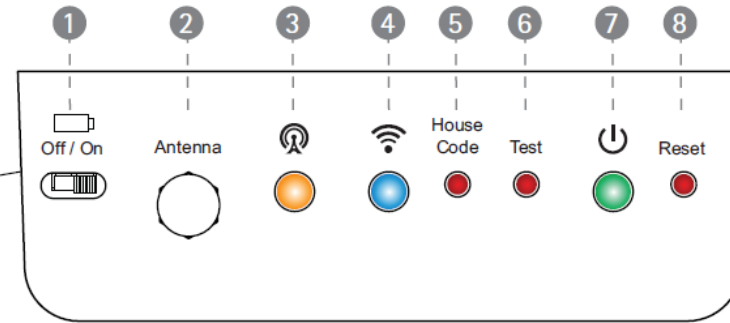
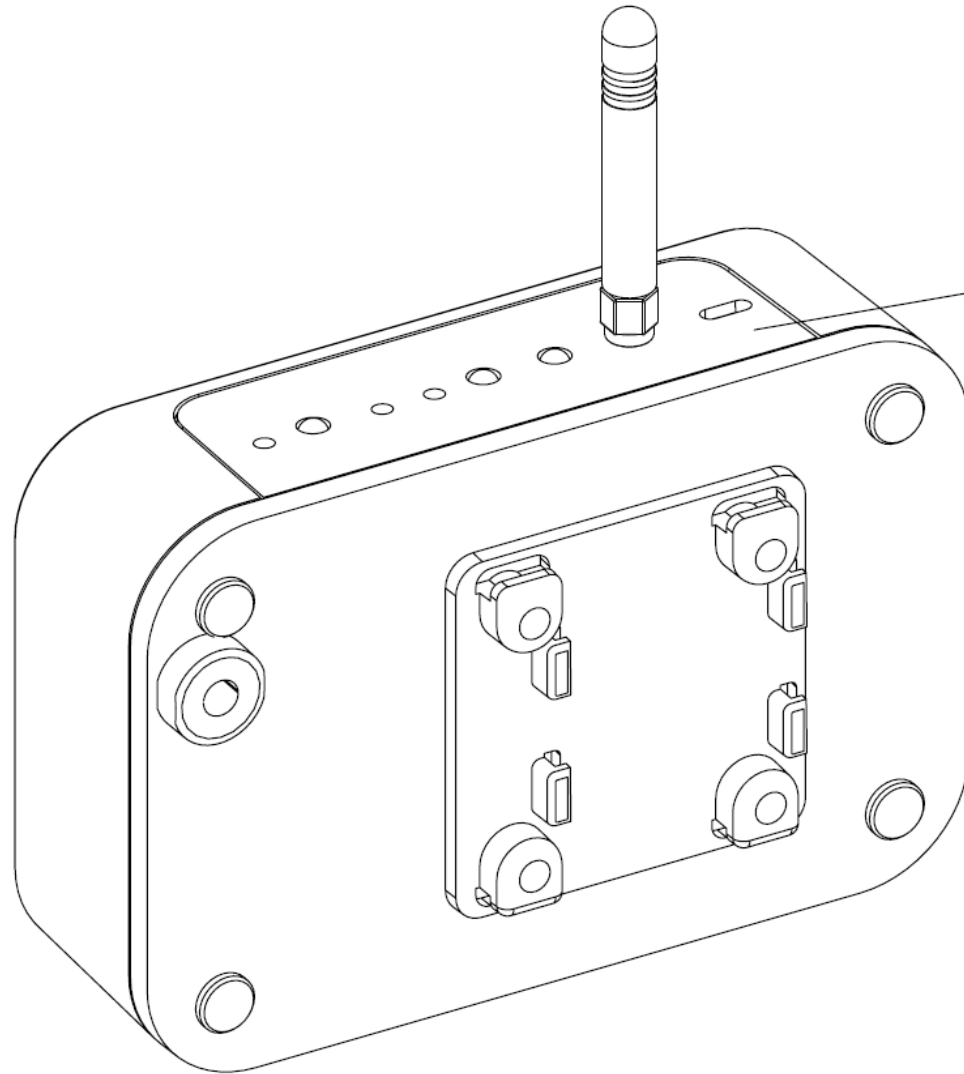
- Unique protocol
- Serial numbers
- Multi-level message repeating
- True mesh – multiple paths



Secure communication to cloud portal


- GSM – multi-network
- Heartbeat
- Encrypted





1	On / Off battery switch
2	Antenna
3	GSM LED
4	RF LED
5	House Code button
6	Test button
7	Power LED
8	Reset button

SmartLINK Gateway Installation





SmartLINK /
RadioLINK+
units



SmartLINK App



Gateway



Portal

SmartLINK Gateway

Data Reporting & Alerts





Alarm Activation

- Fire alarm activation
- CO alarm activation

Alarm Status

- Alarm head removed
- Alarm sensor fault
- Low battery
- End of life
- Mains power absent
- Power up
- Button test

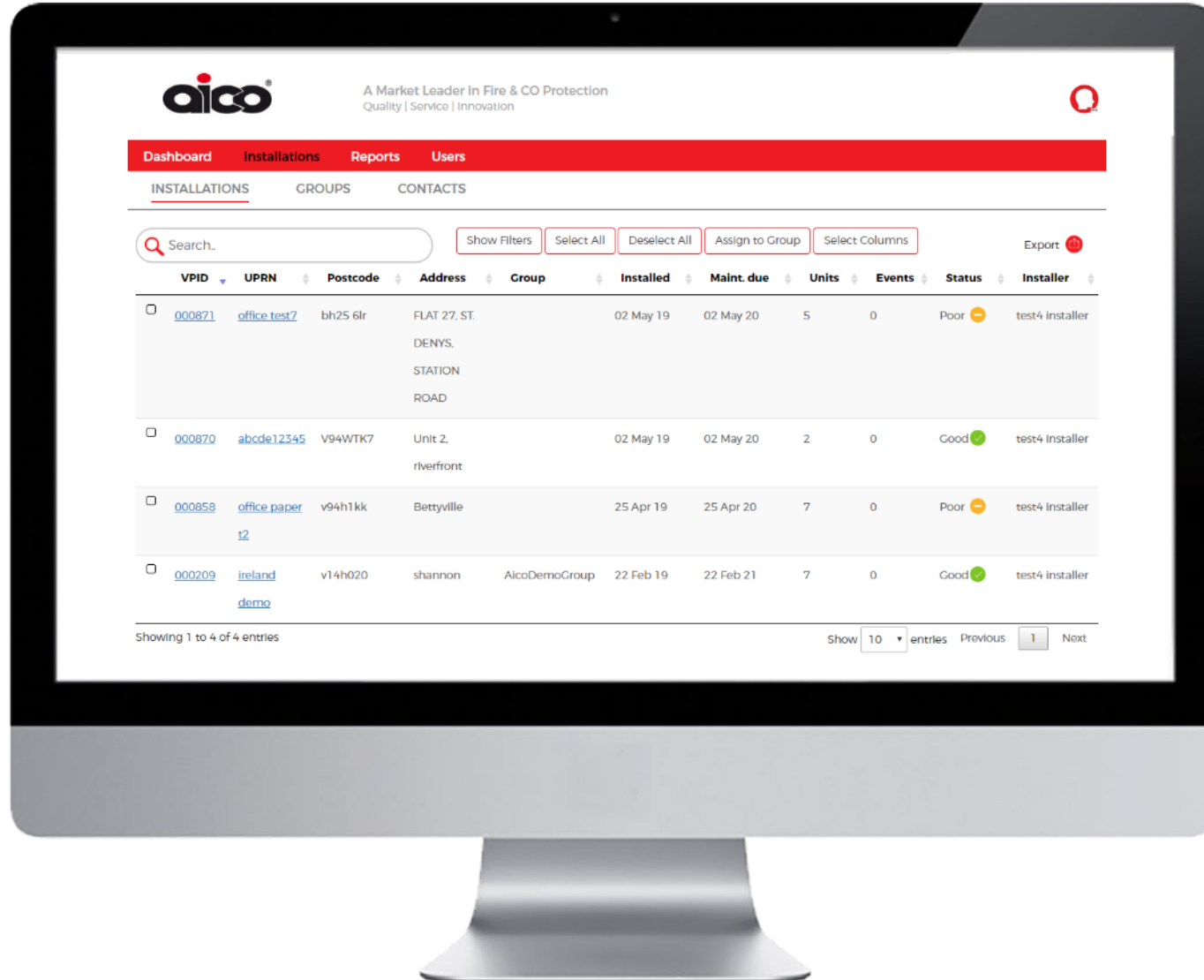


Dashboard





Installations





Installations – Event List


The screenshot displays the Aico SmartLINK web interface. At the top, the Aico logo is on the left, and the tagline "A Market Leader in Fire & CO Protection" with "Quality | Service | Innovation" is in the center. A navigation bar contains "Dashboard", "Installations", "Reports", and "Users". Below this, there are input fields for "VPID-000209" and "ireland demo", along with "Export to Pdf" and "System/Edit Contact" options. A summary row shows details for an installation at "shannon" in "eire" by "test4 installer" on "04:54 07 May 19".

Below the summary, there are tabs for "Installed Alarms", "Event Summary" (which is active), and "Event Details". The "Event Summary" tab displays a table of events:

Location	Model	Serial	Date Installed	Event	Number of events	Latest event date & time
Living room	EI1000G Gateway	C3C1C3F2	22 Feb 19	Gateway CheckIn	145	07 May 19 04:54
Living room	EI1000G Gateway	C3C1C3F2	22 Feb 19	Gateway Mains Present	4	19 Apr 19 14:19
Bedroom 2	EI3028 Heat/CO	39383244	22 Feb 19	Mains Absent Stopped	1	19 Apr 19 14:11
Hallway 2	EI3016 Optical	39383241	22 Feb 19	Mains Absent Stopped	1	19 Apr 19 14:11
Hallway 2	EI3016 Optical	39383241	22 Feb 19	Mains Absent Fault	1	19 Apr 19 14:05
Bedroom 2	EI3028 Heat/CO	39383244	22 Feb 19	Mains Absent Fault	1	19 Apr 19 14:05




Groups






Replacement Report



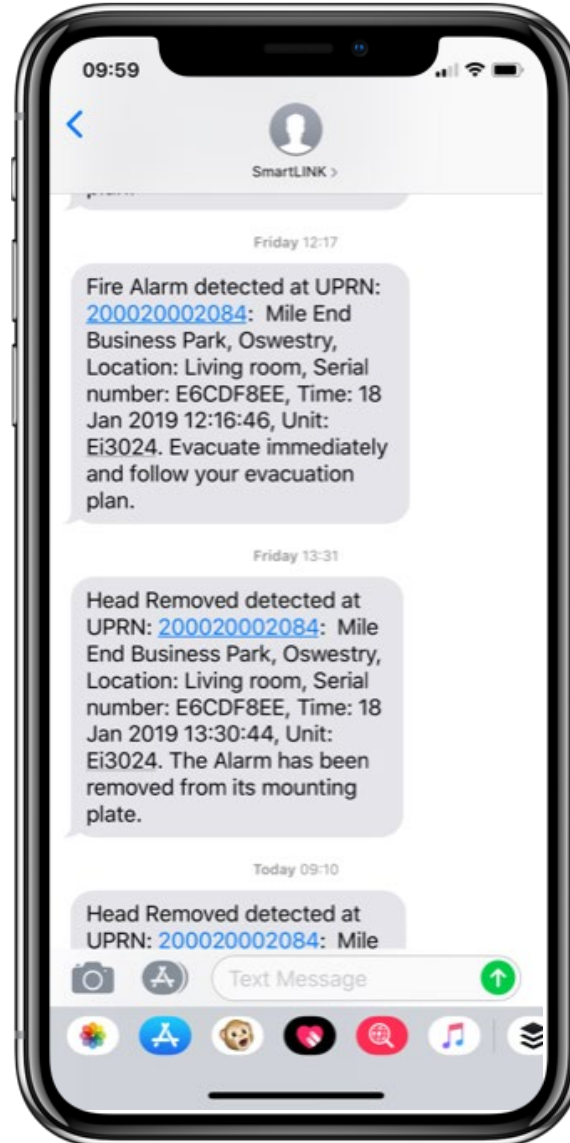


Fault Report





Alerts



SmartLINK Gateway


Key Benefits



- 1 Increased Tenant Safety
- 2 Compliance Checks
- 3 Asset Management

- 4 Real Time Notifications
- 5 Reactive Maintenance
- 6 Risk Awareness

A Revolution in Tenant Safety





Quality | Service | Innovation

an  Company

The "Ei" logo consists of a stylized white house-like shape above the letters "Ei".