

# Kelvingrove Park Waste Management Programme

DEFINE

MEASURE

ANALYSE

IMPROVE

CONTROL

Data | Process | Digital | Design

Stephen Egan  
Parks and Streetscene  
Manager



Association for  
Public Service  
Excellence

# Contents

transforming **glasgow**

- Kelvingrove Park
- Facts and Figures
- Challenges
- Internal Stakeholder Issues
- External Stakeholder Issues
- Previous Bin Locations
- Current Bin Locations
- Staff Resources Summer
- Innovation
- Recycling
- Post Implementation
- Financial Information
- Lessons Learned
- Questions

# KELVINGROVE PARK

transforming **glasgow**



**CONCERTS**  
**SPORTS**  
**EVENTS**  
**FITNESS**  
**EDUCATION**



a world class city, focused on **economic growth** and **tackling poverty and inequality**

[www.glasgow.gov.uk](http://www.glasgow.gov.uk)



# Facts & Figures

transforming **glasgow**

- Busiest park in Glasgow
- 2 million “visits” per year
- Play area and skateboard facility
- Holds in excess of 50 events each year
- Mixed Demographics, students etc.

# Challenges

transforming **glasgow**



a world class city, focused on **economic growth** and **tackling poverty and inequality**

[www.glasgow.gov.uk](http://www.glasgow.gov.uk)

# Internal Stakeholder Issues

transforming **glasgow**

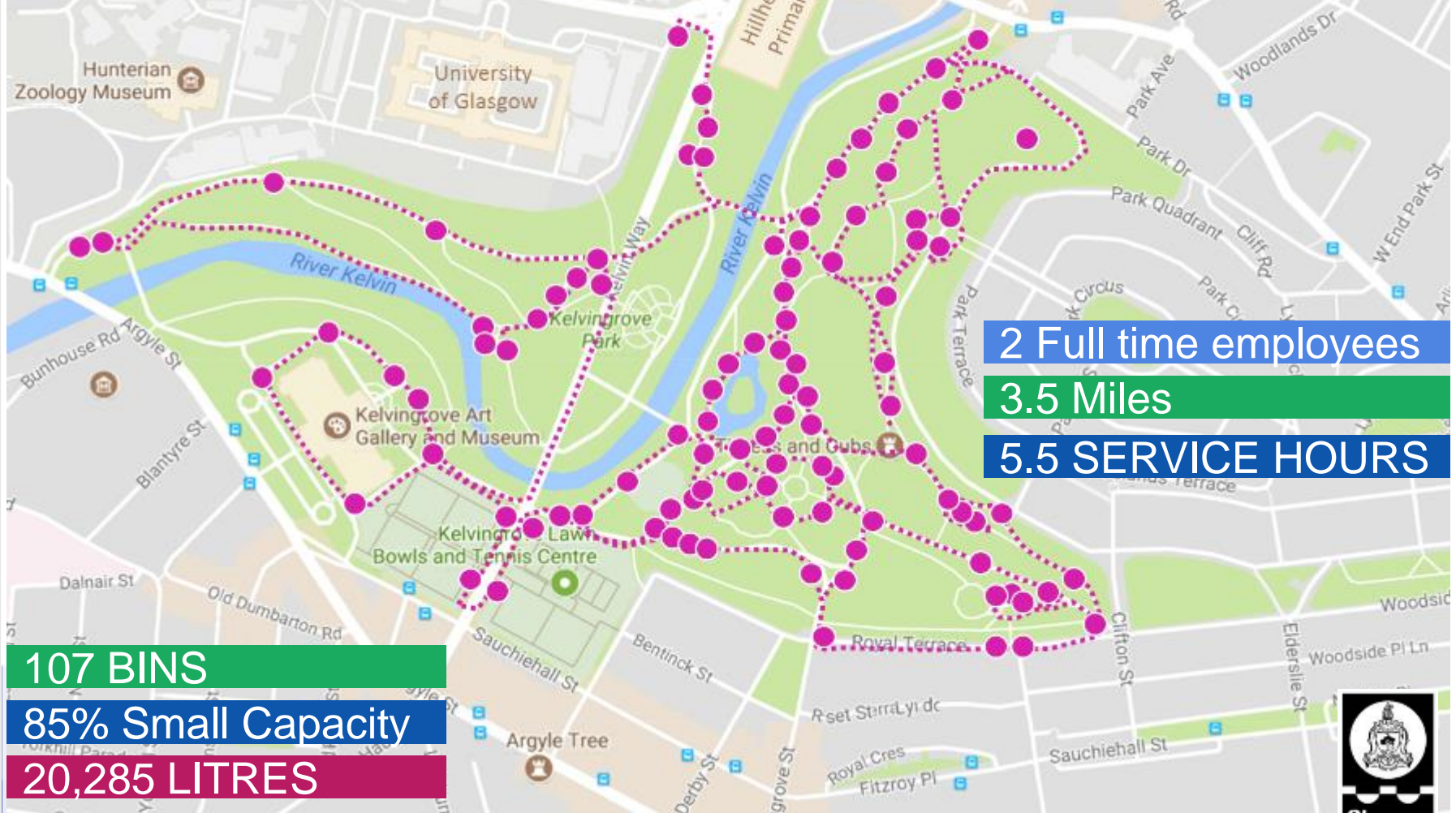
- Lifting old bins difficult
- Bins fill with water
- Number of bins– 107
- Servicing schedule
- Peak time resource issues

# External Stakeholder Issues

transforming **glasgow**

- Bins overflow
- No bin inserts
- Odour of bins near benches
- Wildlife pests
- Design of existing bins
- Condition of bins

# Previous Bin Locations



**107 BINS**

**85% Small Capacity**

**20,285 LITRES**

**2 Full time employees**

**3.5 Miles**

**5.5 SERVICE HOURS**





# Current Bin Locations

transforming **glasgow**



a world class city, focused on **economic growth** and **tackling poverty and inequality**

[www.glasgow.gov.uk](http://www.glasgow.gov.uk)



# Servicing

transforming **glasgow**

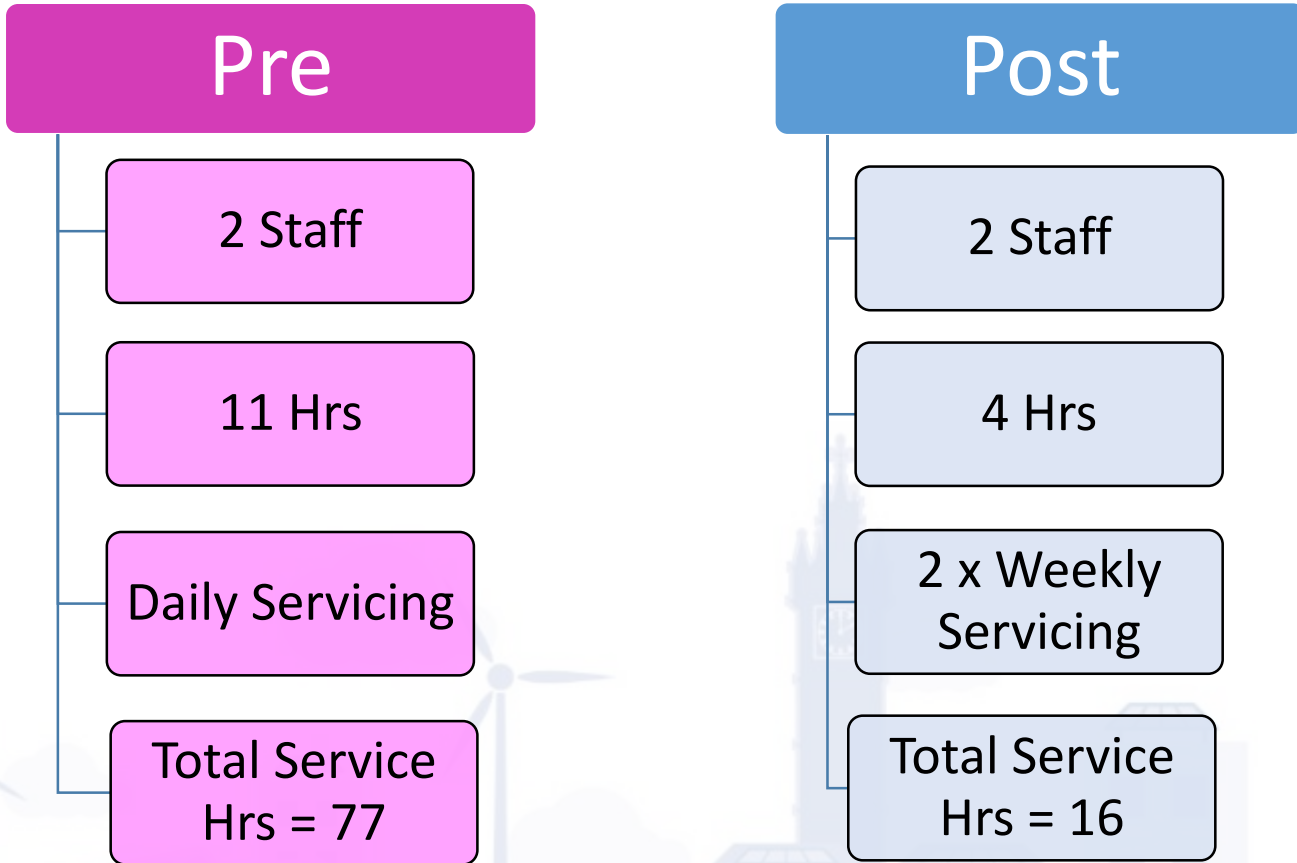


a world class city, focused on **economic growth** and **tackling poverty and inequality**

[www.glasgow.gov.uk](http://www.glasgow.gov.uk)



# Staff Resources - Peak Summer Period



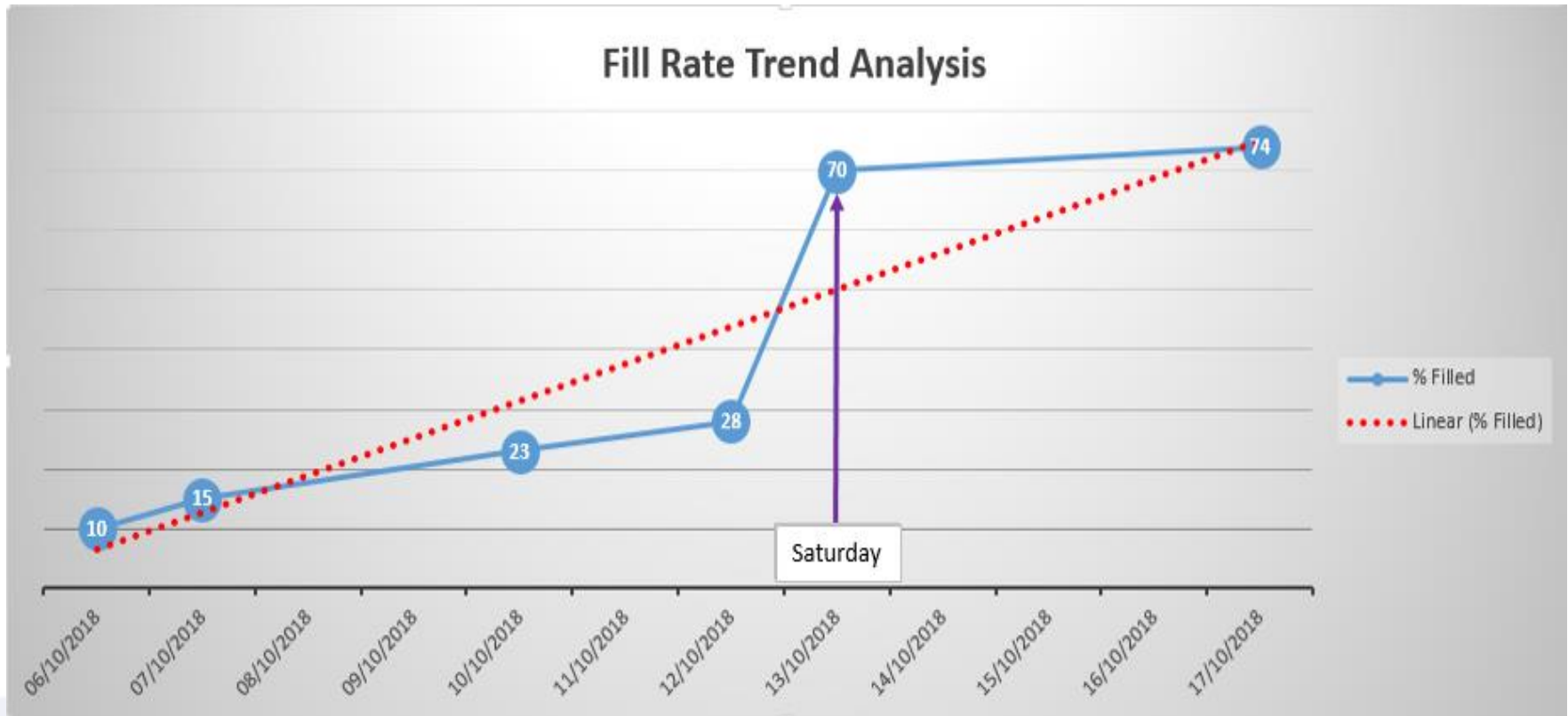
**Total Saving is 61 Service Hrs Per Week**

# Innovation

transforming **glasgow**

- Bin Sensors

Fill Rate Trend Analysis



# Recycling

transforming **glasgow**

- Recycling “On the go”
- Political Commitments
- 1 Distinctive unit (Blue lid)
- Quality of recyclate “High”



# transforming glasgow

## BEFORE



## AFTER



a world class city, focused on **economic growth** and **tackling poverty and inequality**

[www.glasgow.gov.uk](http://www.glasgow.gov.uk)

## Post Implementation

- Additional 10,000 litres capacity
- Less litter in the park
- Infrastructure aesthetically pleasing
- Issue of dog waste bag disposal
- Cleaning & maintenance issues
- Vandalism & graffiti

# Financial Information

Item	Quantity	Price (£)
3000L Semi –underground Bin	8	13,362.60
Spare Bags	2	337.84
Bin Stickers	40	450.33
	Sub Total	14,150.77

Item	Quantity	Price (£)
Hiab Plant Hire	1 Unit, 2 Days	£1,040
Foreman/Operator/Tradesperson	1 of Each	£1,432
Pea Gravel	8	£400
Ballast/Stone (Bag)	32	£1600
	Sub Total	4,472

	<b>Total</b>	<b>£18,622.77</b>
--	--------------	-------------------



# Lessons Learned

transforming **glasgow**

- Correct number of bins?
- Infrastructure – fit for purpose?
- Service arrangements
- Replacement of liners – BBQs
- Successful communications exercise

# Questions

transforming **glasgow**



a world class city, focused on **economic growth** and **tackling poverty and inequality**

[www.glasgow.gov.uk](http://www.glasgow.gov.uk)

