

**ANNALISA HASKELL**

CHIEF EXECUTIVE OFFICER

LG PROFESSIONALS, NSW

# AUSTRALIAN UPDATE // NSW





## The Australian Landscape



3 tiers government – Federal, State and Local

22.5 million population

Net growth < 2% (over half from migration)

565 LG Authorities

200,000 employees

\$32.7 billion expenditure

\$15 billion property taxes

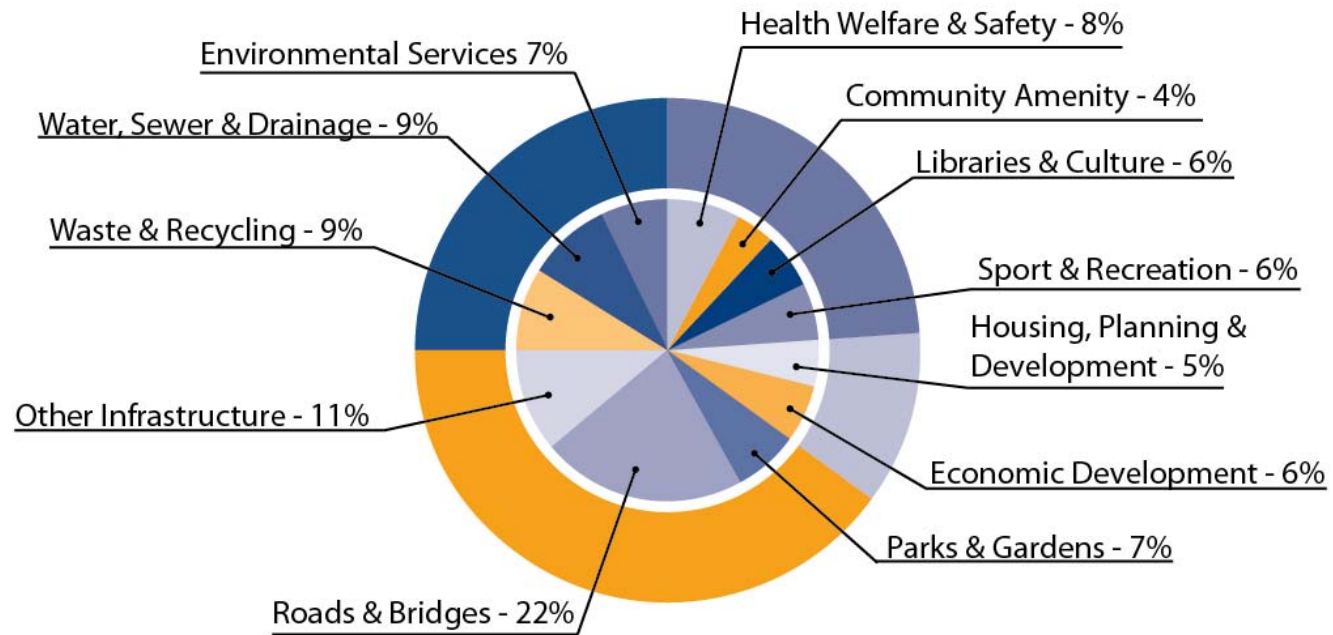
\$24 billion cash payments (6% public spend)

\$308 billion assets – roads, lands, buildings

\$20 billion infrastructure backlog



# The Australian Landscape



## Outer Circle Legend





# Partnering or Paternalism?

3% taxes

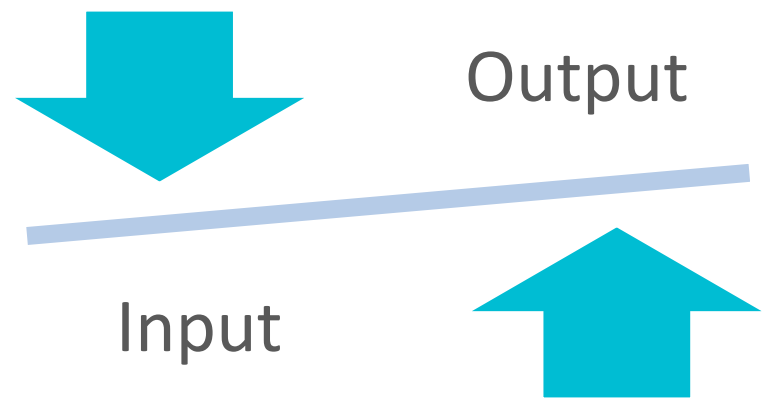
11% all expenditure

36% all public assets

90% all politicians

**MOST TRUSTED LEVEL OF GOVERNMENT**

**LEAST RESOURCED MOST CRITICISED**





## The New Zealand Landscape



2 Levels of Government – National and Local

4.6 million population

Net growth 0.8%

78 LG Authorities

28,259 employees

\$8.9 billion expenditure

\$343 million property taxes

\$1.4 billion cash payments

\$1.4 billion assets – roads, lands, buildings



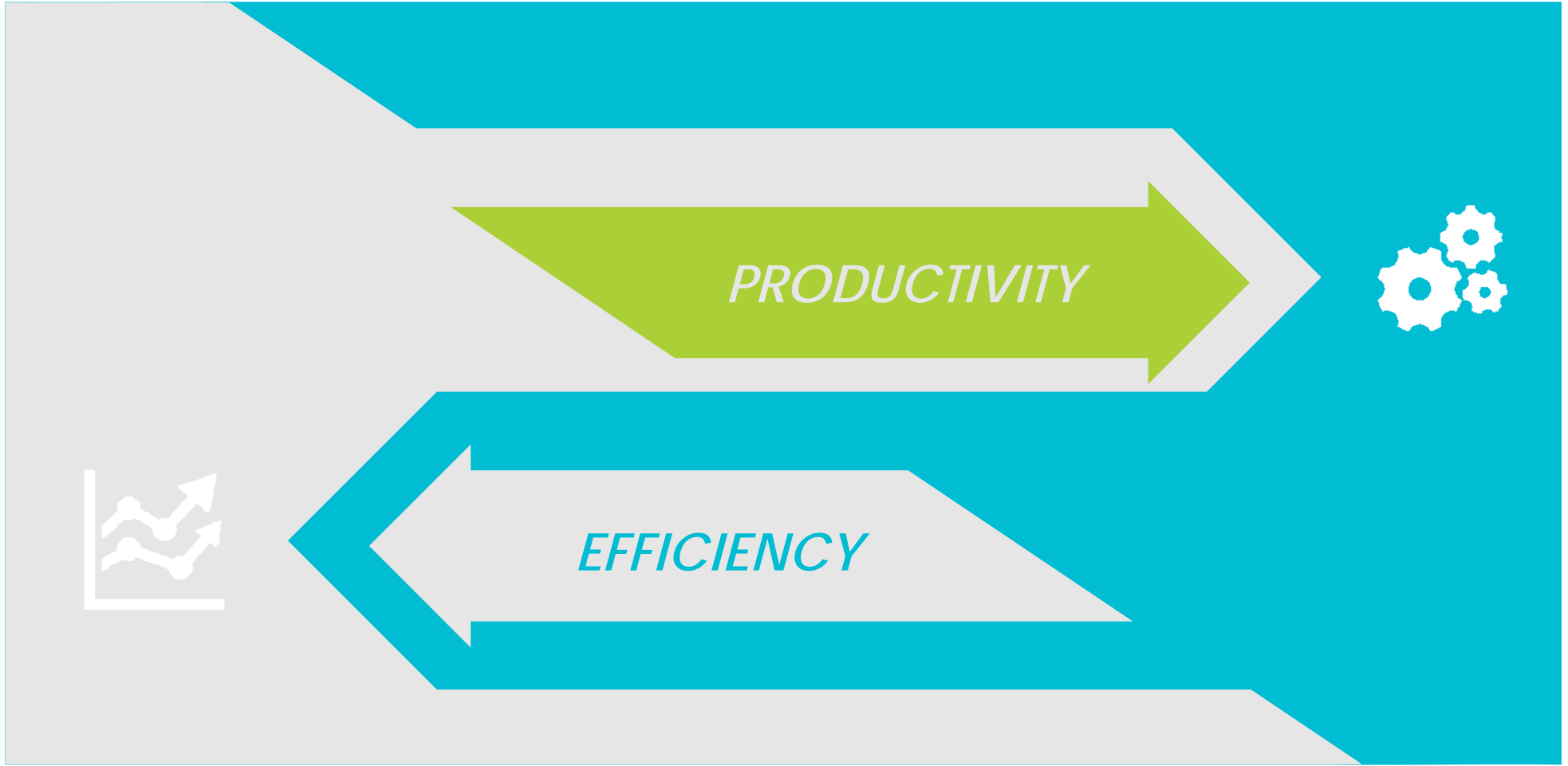
Good Performance?

How you perform the role you play in the area you serve



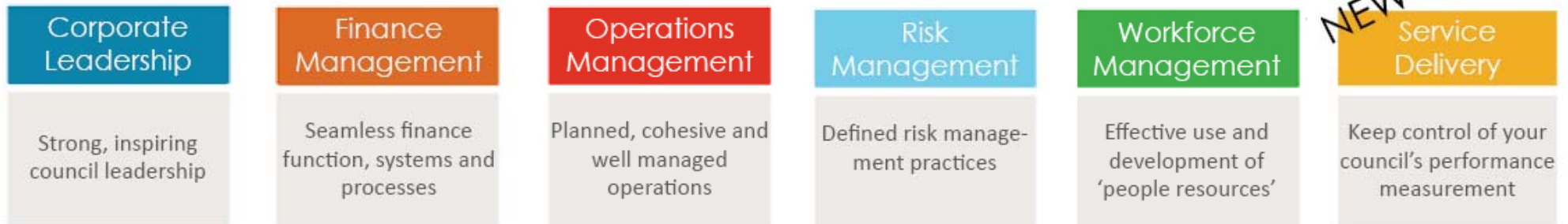


# Productivity and Efficiency





## 6 Key Areas of Performance identified









# Continual Debate about Performance Comparisons

Being hard to do is no excuse

“But my council is  
unique – its  
different”

It is and it isn't

Its about sameness and difference

**SERVICE MIX**

*How you do*

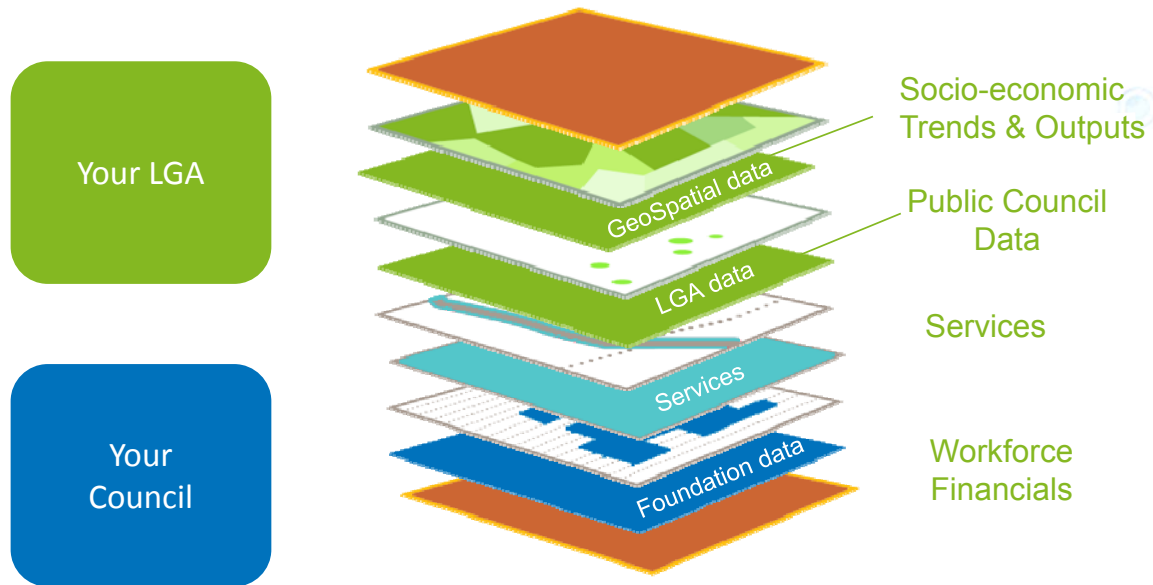
*What you do*

*Where you are*





# Shape of Your Council and Area (Inside and Outside)





“Only local government knows  
local government best”



Successfully piloted linking workforce effort to services



# LG Needs to Drive its Own Improvement

Only by understanding the different components does the overall performance picture have the right context



**EFFICIENCY**

How you do what you do at a service level

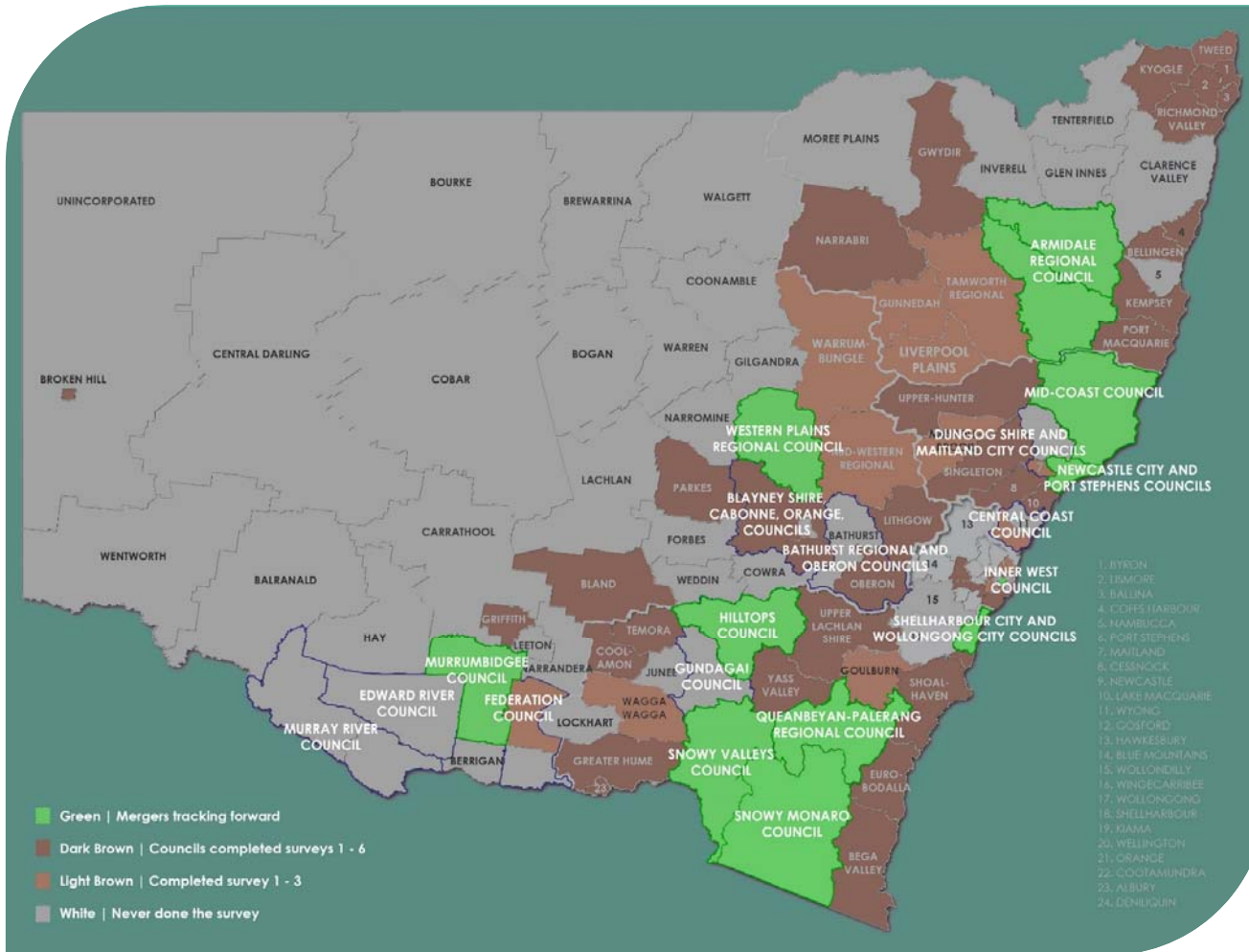


**EFFECTIVENESS**

How well you do what you do with what you have given the nature of your council's role and area you are in.



# NSW: World First in measuring council amalgamations



11 Merger clusters measured  
30 councils

Increased efficiency?  
Increase effectiveness?  
Increased capacity?



[Council Comparative Analysis Tool](#)

**Contact:** [Annalisa.Haskell@lgprofessionals.com.au](mailto:Annalisa.Haskell@lgprofessionals.com.au)