



Catering Services Update

Vickie Hacking
Principal Advisor, APSE



School Pupil Data

- There are 121,000 more pupils in the school system than in January 2015
- With the greatest being seen in Primary schools
- 14.3% of pupils were eligible for and claiming free school meals – lowest proportion for any year since 2001.

Schools in England (source: school census)

Year	State Funded Primary Schools	State Funded Secondary Schools	All Schools inc independent Schools
2014	4,416,710	3,181,360	8,331,385
2015	4,510,310	3,184,730	8,438,145
2016	4,615,170	3,193,420	8,559,540

Academisation

- Academies have No requirement to follow the national curriculum
- Requirements of school meals differs between academies and state funded schools

The Past Year



- Weaker Sterling
- Future procurement
- Supplies
- Staffing

Politics



The Tory manifesto for last month's general election said: "We do not believe that giving school lunches to all children free of charge for the first three years of primary school – regardless of the income of their parents – is a sensible use of public money.

"There is now good evidence that school breakfasts are at least as effective in helping children to make progress in school. So, under a new Conservative government, schools in England will offer a free school breakfast to every child in every year of primary school, while children from low-income families will continue to receive free school lunches."

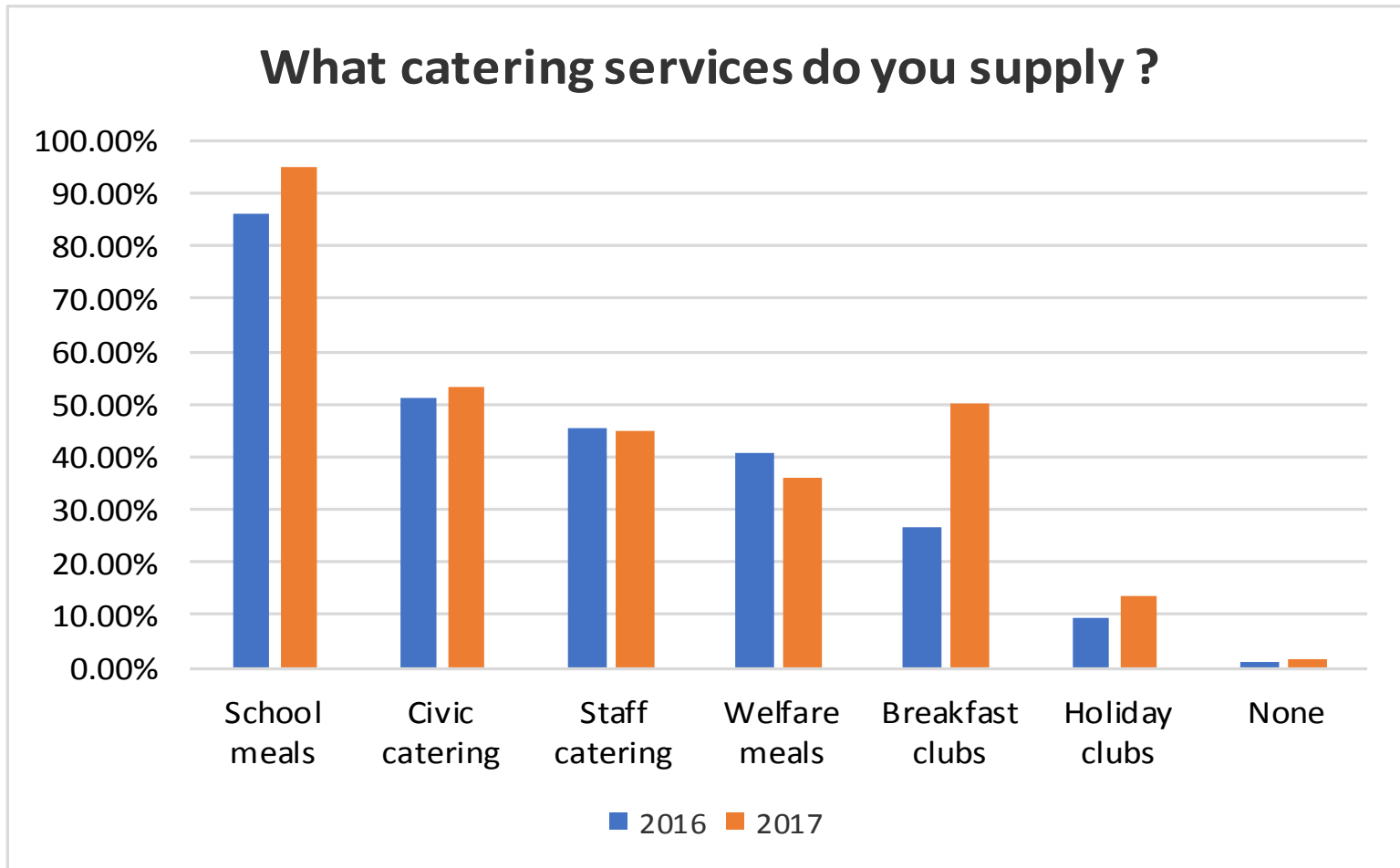
Childhood obesity plan: a plan for action

- Introduction of a soft drinks industry levy
- Making healthy options available in the public sector
- New voluntary healthy rating scheme for primary schools from September 2017
- SoS will lead a campaign to encourage all schools to commit to standards
- Supporting early years with voluntary guidance

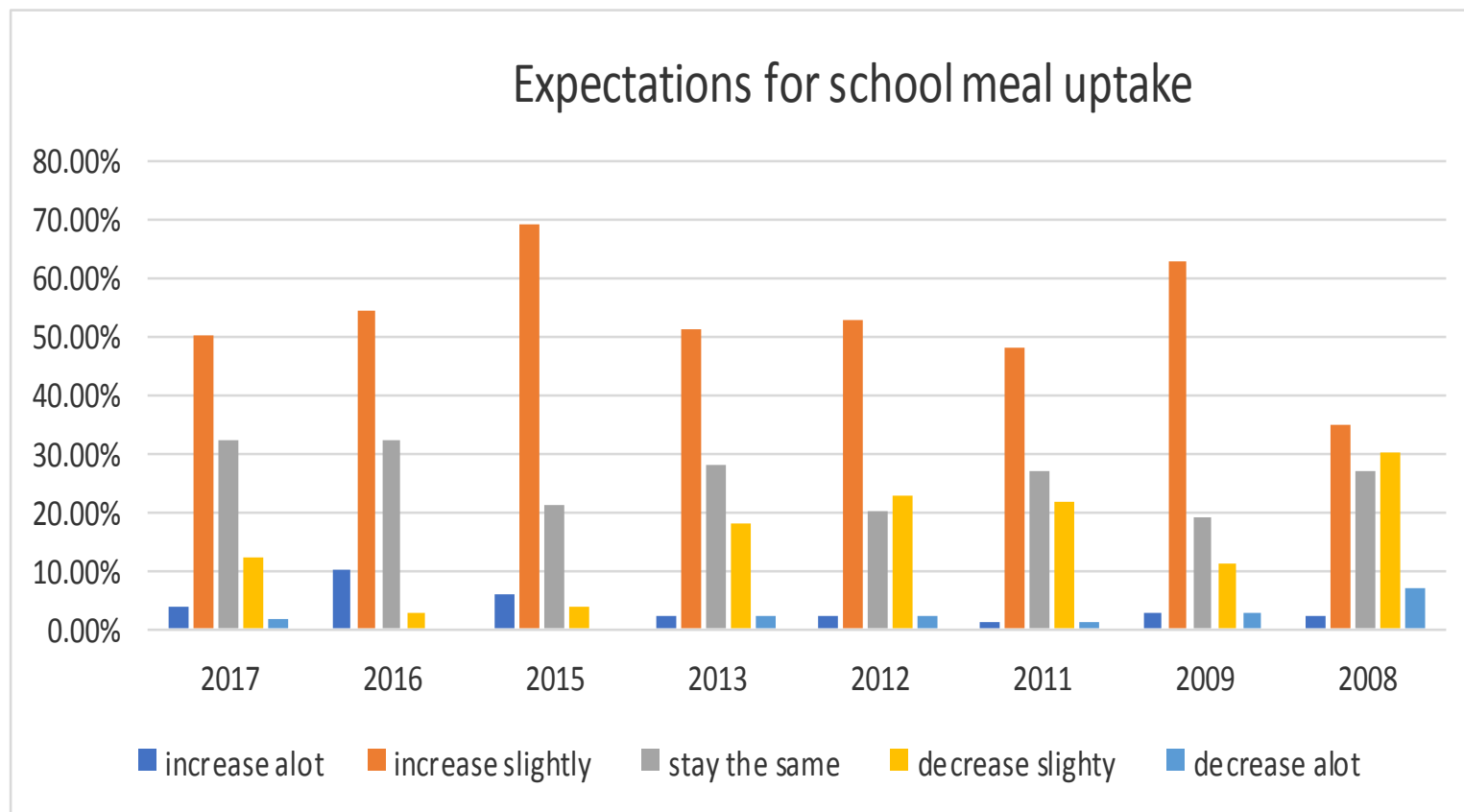
Other changes

- Closure of the Children's Food Trust in September 2017
- Scotland announce review of school meal standards – 05 March 2017
- Role of Universal Credit
- Ofsted review into food
- Implementation of 30 hrs free early years provision for all 3 and 4 year olds.
- Increase in participation age to 18.

Scope of catering services



Expectations of School Meal Uptake

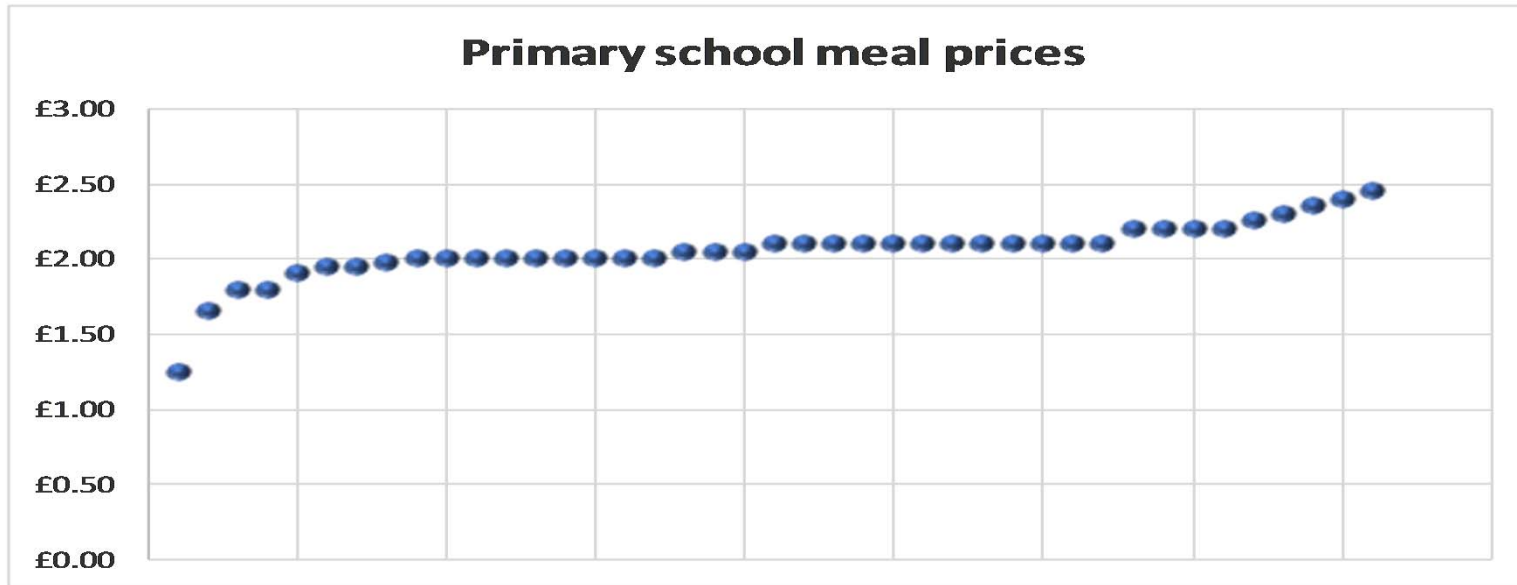


- % Meal Uptake Average Among Infants

2017	74.74 %
2016	76.30%

- Lowest % uptake - 0 %
- Highest % uptake – 97%

Primary School Meal Prices



- £2.10 – Most Frequently quoted price

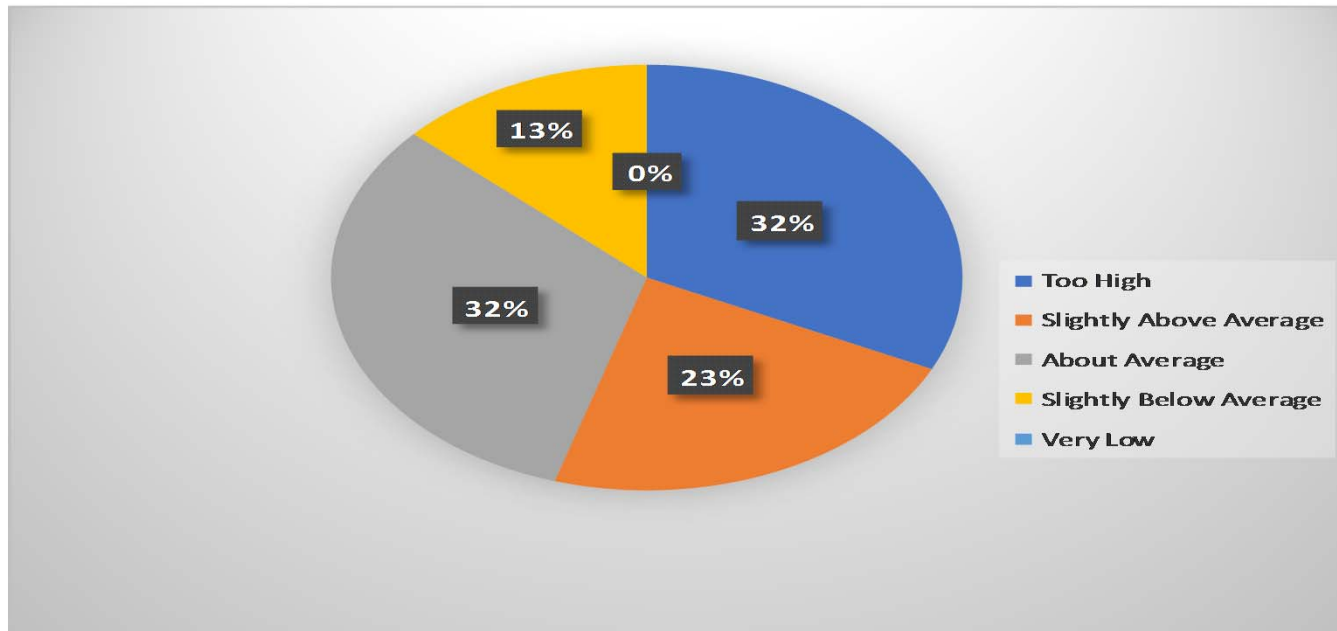
Lowest price - £1.25

Highest price - £2.45

Overall average quoted 2017 - £2.05

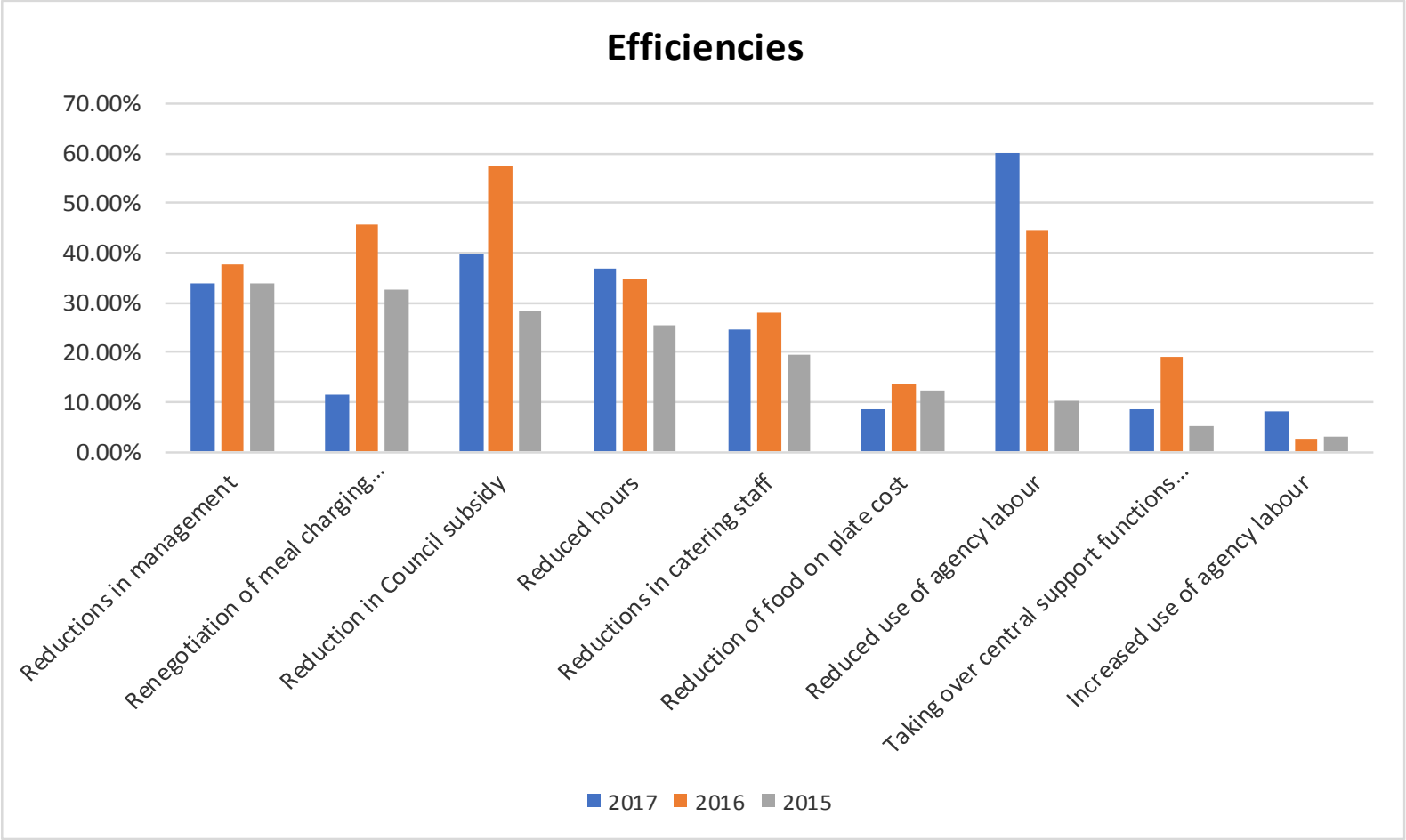
Overall average quoted 2016 - £2.03

Attitude to Absence



APSE performance network data for 2015 – 2016 showed the average absence rate of 4.65% in catering services

Efficiencies



2017 Survey - three areas were expected to be the focus for change over the next year: -

- Reduction in agency labour – 60%
- Reduction in Council subsidy – 40%
- Reduction in hours – 36.73%

2016 Survey - three areas of expected change : -

- Reduction in Council subsidy – 57.5%
- Renegotiation of meal charging methodology – 45.6%
- Reduction in the use of agency staff – 44.4%

2015 Survey - three areas of expected change : -

- Reductions in management – 33.7%
- Renegotiation of meal charging methodology – 32.7%
- Reduction in Council subsidy – 28.06%

Comments on the future



- Primary and secondary school meals
- Increasing nursery meals provision
- Schools in other authorities Private sector managed or self-managed schools, especially those falling foul of food safety legislation
- Education service
- Commercial private sector selling Internal and external partnership working with other departments and local authorities
- Holiday food

Comments on the Future



- Additional catering service delivery to other departments due to diminishing budgets
- Civic catering
- Academies in general
- Academy trusts already having a procured catering provider / academies taking on contracts themselves / schools taking catering in-house
- Competitors offering lower priced services
- Removal of advisory role to social care services
- Loss of secondary contracts
- Possibilities of external contractors being awarded internal services
- Staff welfare
- School meals in the event UIFSM funding is withdrawn
- Social / Welfare meals

LOCAL SERVICES

LOCAL SOLUTIONS

Contact details

Vickie Hacking

Principal Advisor

Email: vhacking@apse.org.uk

Association for Public Service Excellence

2nd floor Washbrook House, Lancastrian Office Centre, Talbot Road,
Old Trafford, Manchester M32 0FP.

telephone: 0161 772 1810

fax: 0161 772 1811

web: www.apse.org.uk



INVESTOR IN PEOPLE



GB 11409



GB 11132



GB 14074