

Delivering Waste Efficiencies in the West Midlands

Tackling The Barriers Together

Keith Gordon

**Assistant Director – Efficiency & Delivery Improvement
and Efficiency West Midlands**



Improvement and
Efficiency
West Midlands

The West Midlands Collaborative Approach To Waste (2008-2012)

- **Our Approach in the West Midlands**
- **Case Studies from the Programme**
- **What The Programme Achieved**



Improvement and
Efficiency
West Midlands

The West Midlands Collaborative Approach To Waste (2008-2012)

The 33 West Midlands Councils spend over £400 million collecting, recycling and disposing over 2.6 million tonnes of municipal waste each year.

In 2011/12 a total of 75.2% of all waste is recycled, composted or processed through energy recovery through incineration. This compared to a national average of 61%.

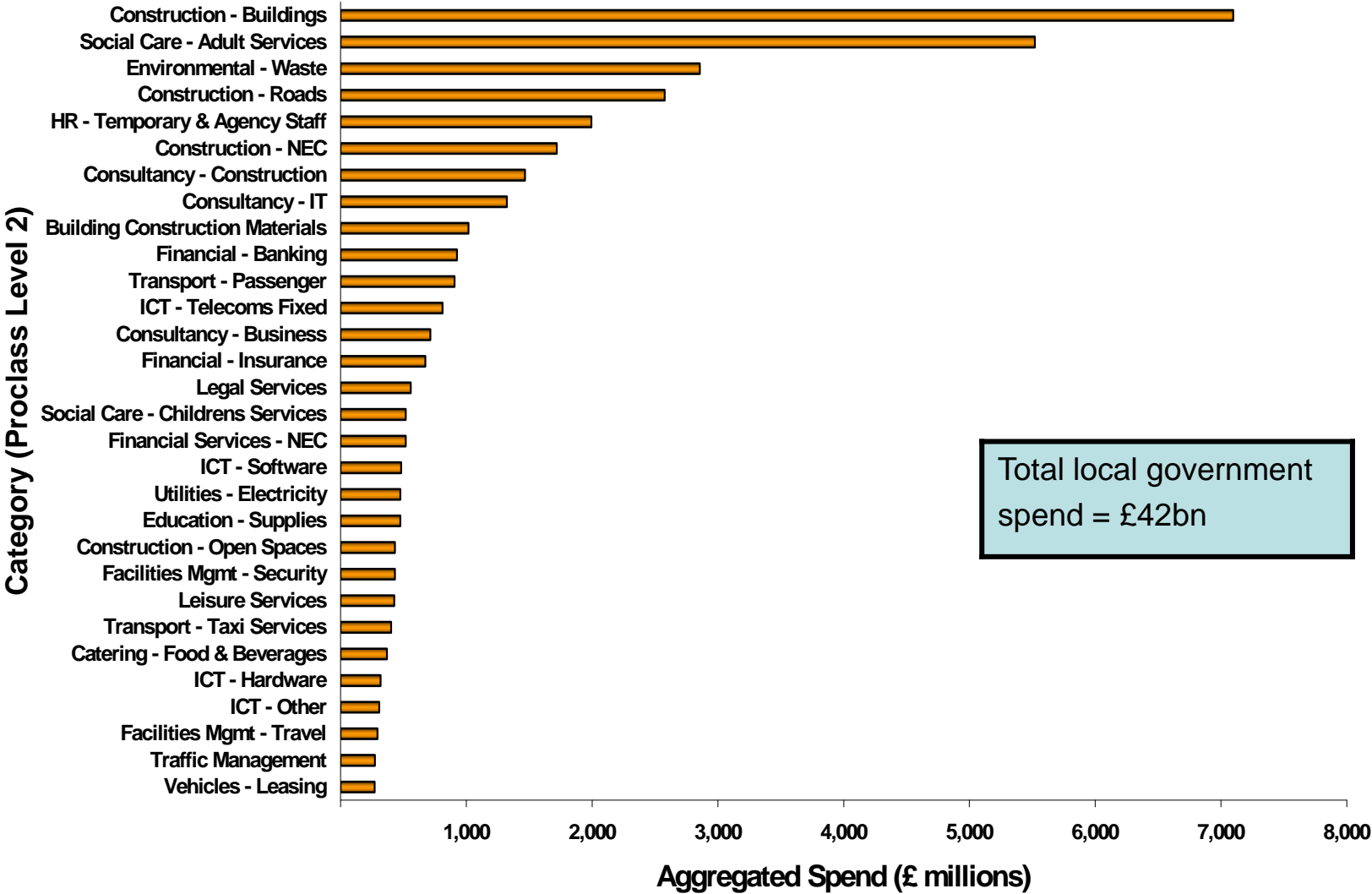
Only 24.7% of the 2.6 million tonnes was landfilled. This compared to a national average of 37.4%.

Our recycling performance was around the national average, i.e. 41%.



Improvement and
Efficiency
West Midlands

Key question - where does the money go?



The West Midlands Collaborative Approach To Waste (2008-2012)

The West Midlands Programme Mirrored many of the efficiency opportunities within the areas identified by APSE:

- Partnership Working
- Reviewing existing services
- Negotiating Contracts
- Joint Procurement
- Communication

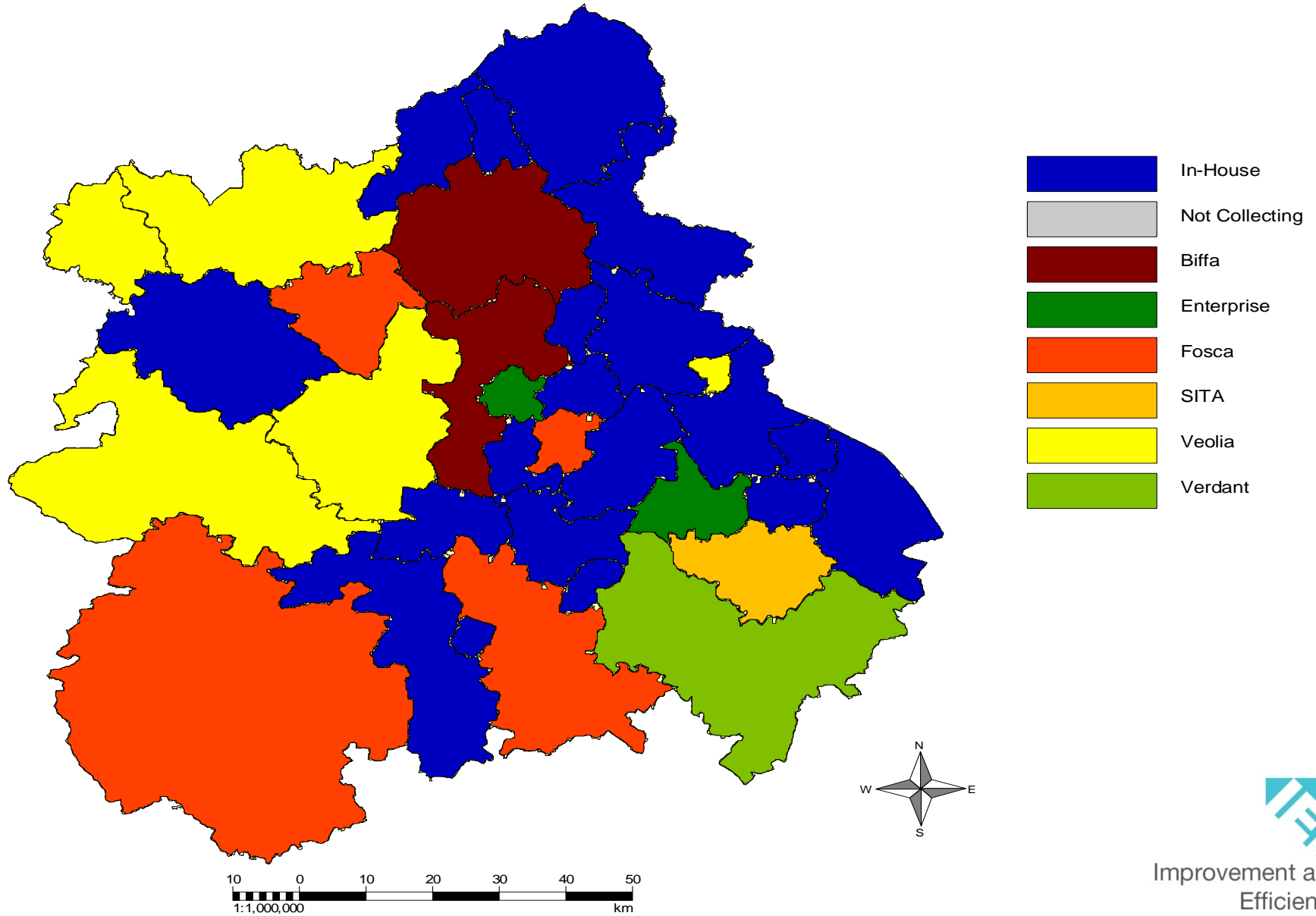


Improvement and
Efficiency
West Midlands

Defra Municipal Waste Statistics 2011/12

Ref	Disposal Authority	Total Waste	Landfill	EFW	Recycled
1	Birmingham City	492	24	350	118
2	Coventry City	156	13	86	57
3	Dudley MBC	131	12	74	45
4	Herefordshire Council	86	49	0	37
5	Sandwell MBC (60k Staffs)	134	24	59	51
6	Shropshire CC	155	67	12	76
7	Solihull MBC	94	7	41	45
8	Staffordshire CC	418	95	95	228
9	Stoke-on-Trent City Council	120	16	58	46
10	Telford & Wrekin Borough Council	86	51	0	35
11	Walsall MBC	120	58	8	53
12	Warwickshire CC	273	101	43	128
13	Wolverhampton MBC	126	8	68	49
14	Worcestershire CC	280	135	17	128
	Totals	2678	661	913	1100
	Percentage	100.00%	25%	34%	41%

Collection Contracts within West Midlands



Developing The West Midlands Programme – A Collaborative Approach

- Governance Arrangements -The WM Waste Alliance and Board 2008
- Programme Design - £543k and 18 projects
- The Results – Approx. £8 million projected £40 million over 5 years, i.e. A Return on investment (ROI) of nearly 75:1
- The Programme closed in April 2013, having delivered what it set out to do,



Improvement and
Efficiency
West Midlands

1. Partnership Working


Case Study Number	Title	Participating Councils	Annual Efficiency Savings	Projected 5 Year Efficiency Savings
1	Shared Refuse Collection & Recycling Services	Lichfield District Council and Borough Council	£750k	£3 million
2	Shared Refuse Collection & Recycling Services	Stafford Borough Council and Newcastle-under-Lyme District Council	£500k	£2.5 million
3	Staffordshire Waste Partnership Clinical Waste	Newcastle-under-Lyme District Council, Staffordshire County Council, Staffordshire Moorlands District Council, Stafford Borough Council and South Staffordshire Council.	£140k	£0.7 million



Improvement and
Efficiency
West Midlands

2. Reviewing Existing Services

4	Collaborative Route Optimisation System	Herefordshire County Council, Bromsgrove District Council, Malvern District Council, Redditch Borough Council, Worcester City Council, Wyre Forest District Council	£300k	£1.5 million
5	HGV Green Fleet Review	Dudley MBC	£128k	£0.7 million
6	Rapid Waste Review	Dudley MBC	£810k	£4.1 million
7	Volunteer Household Waste Recycling Centres	Warwickshire CC	£800k	£4.0 million
8	Staffordshire Trade Waste	Newcastle-under-Lyme B.C. Stoke-on-Trent City Council, Staffordshire Moorlands District Council, East Staffordshire Borough Council, Cannock Chase Council, Lichfield District Council, Tamworth Borough Council, Stafford Borough Council, South Staffordshire Council and Staffordshire County Council.	£250k (additional income)	£1.25 million (additional income)



Improvement and
Efficiency
West Midlands

3. Negotiating Contracts

9	Renegotiating Refuse Collection & Recycling Waste Contracts	South Staffordshire Council	£440k	£2.2 million
10	Renegotiating Refuse Collection & Recycling Waste Contracts	Coventry MBC	Not yet available	Not yet available
11	Renegotiating Refuse Collection & Recycling Waste Contracts	Newcastle-under-lyme B.C	£185k	£0.74 million
12	Renegotiating Household Waste Recycling Centre Contracts	Warwickshire CC	£170k	£0.85 million
13	Renegotiating Refuse Collection & Recycling Waste Contracts	Stafford Borough Council	£250k	£1.25 million
14	Renegotiating Payment arrangements for Materials Recycling Contracts	Rugby Borough Council	£130k (additional income)	£0.65 million (additional income)



Improvement and
Efficiency
West Midlands

4. Joint Procurement

15	Regional Street Sweeping Contract	Warwickshire County Council, City Council, Council, Metropolitan Borough Council, Herefordshire Council, Worcestershire County Council and Leicestershire County Council.	£1.4 million	£7 million
16	Recycling Incinerator Bottom Ash	Stoke-on-Trent City Council, Wolverhampton MBC and MBC	£200k	£1 million



Improvement and
Efficiency
West Midlands

5. Communication

17	Love Food Hate Waste	All 33 Councils	£1.5 million	£7.5 million
----	----------------------	-----------------	--------------	--------------



Improvement and
Efficiency
West Midlands

Some Personal Reflections

- Having a Committed Chief Executive was crucial
- Having IEWM funding of £540k “unlocked” opportunities and pump primed what would otherwise not have happened.
- Austerity drove the programme that wouldn’t have happened if it was left to the sector.
- Having Projects leads and committed participants was crucial
- Change takes time and requires energy, enthusiasm and capacity
- The solutions are nothing mystical, this is a logistics business
- There is no one “golden bullet”
- Which “route/s” you chose will depend various political and logistics factors.”



Delivering Waste Efficiencies in the West Midlands

Tackling The Barriers Together

<http://www.westmidlandsiep.gov.uk/index.php?page=45>



Improvement and
Efficiency
West Midlands