

# Developing a Strategic Operating Model for more effective Waste Management and Recycling



# South Ayrshire

- Population 112,680
- Urban /Rural Authority
- 57,000 households



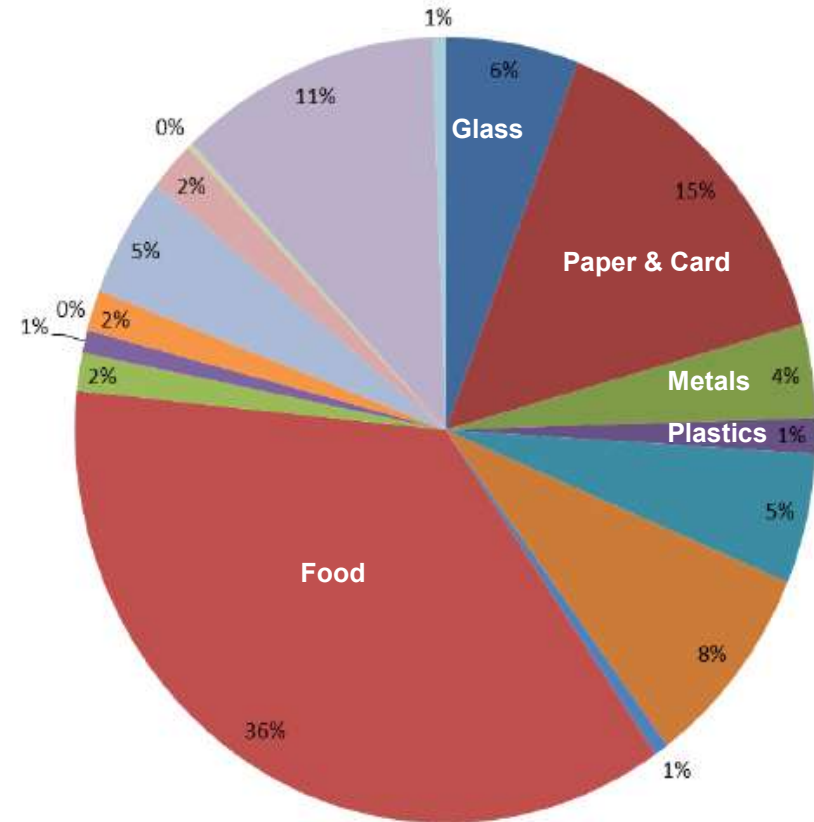
# South Ayrshire

- Robert the Bruce
- Robert Burns
- John Loudon McAdam
- Birthplace of Open Golf
- Trump Turnberry



# Background

- Co-mingled Dry Recyclate Contract
- Residual Bin Composition Analysis 2015
- Food - 36%
- Plastics - 1%
- Metals - 4%
- Glass - 6%
- Paper & Card - 15%
- Household Recycling Charter 2016



---

# Charter Compliant Service Approach

## Key Drivers

- Timescales – Approvals/Contractual/Funding
- Fit within Current Operational Model
- Minimum Disruption to Customers
- Return to Base Budget
- Reduce Contamination
- Increase Quality & Quantity Recycling
- ZWS Modelling

# Previous Model For South Ayrshire



240 litre  
2 weekly

240 litre  
4 weekly

240 litre  
2 weekly

23 litre  
Weekly

Footprint 1.368m<sup>2</sup>

# New Model For South Ayrshire



240 litre  
4 weekly

180 litre  
4 weekly

140 litre  
6 weekly

240 litre  
4 weekly

240 litre  
3 weekly

23 litre  
Weekly

Footprint 1.976m<sup>2</sup>

---

# Delivering a Charter Compliant Service

- Strategic Operating Model Project Team
- Project Plan
- Timescales
- In House Delivery
- Zero Waste Scotland



---

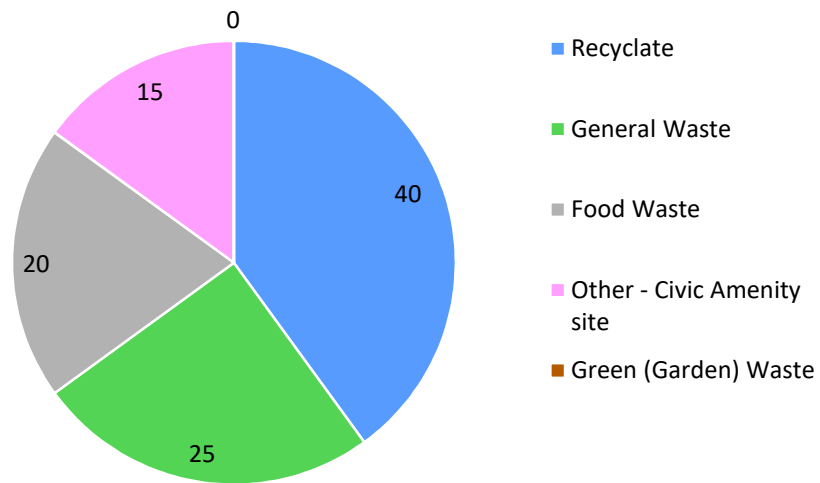
# Delivering a Charter Compliant Service

## Approach

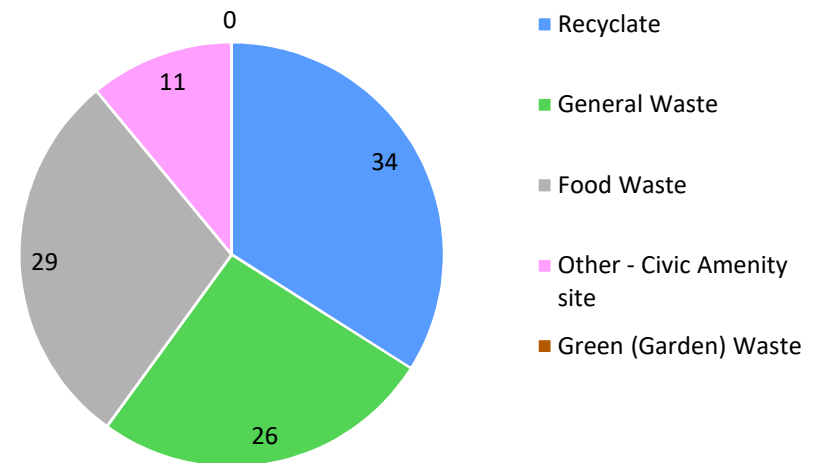
- Household Capacity/Communal areas
- Additional Residual Bins
- Partnership Working
- Communications Protocol (FAQ's)
- New Bin Roll Out
- Phasing (01 Oct 2018 – April 01 2019)

## The Contamination Challenge - Communal Areas

Contamination of Recycling Bin  
% by Weight (kg)



Contamination of Residual Bin  
% by Weight (kg)



# The Contamination Challenge - Communal Areas

- Reconfiguration
- New Bin Design



# Restrictor Plates



Plastics, Metals, Cartons



Paper & Card



Glass

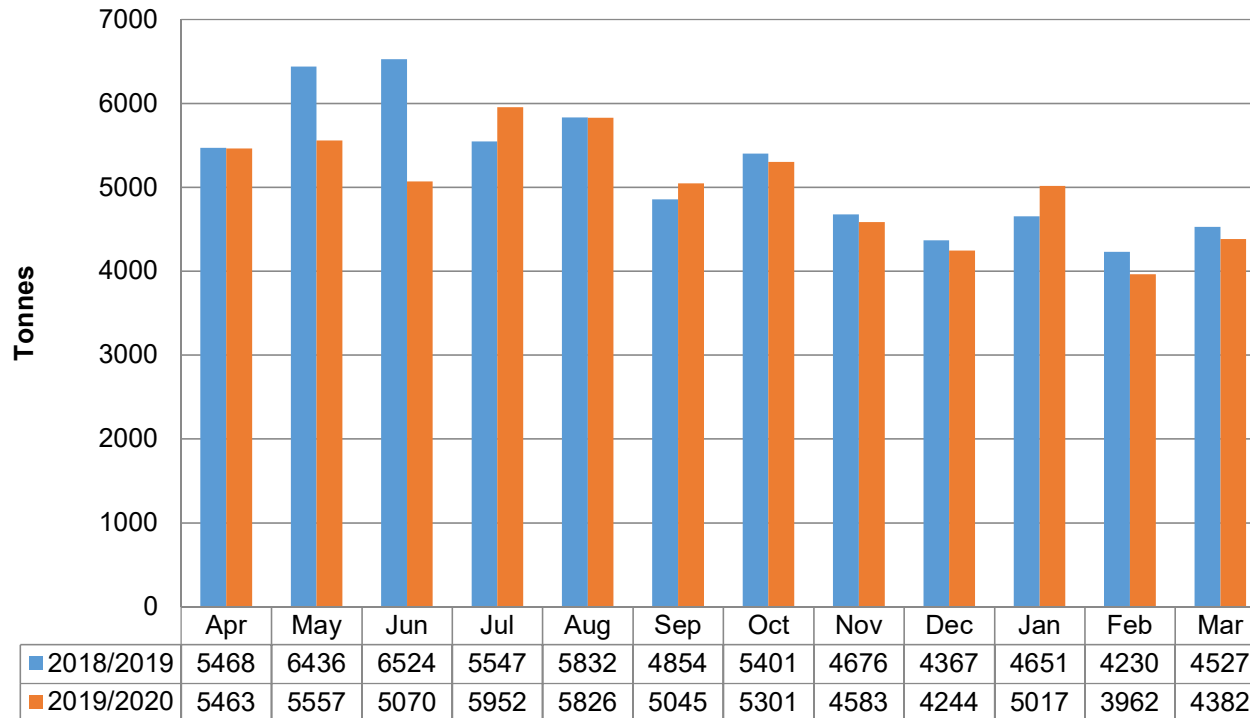
# The Contamination Challenge

- Communication Campaign
- Community Engagement Events
- Service Guide
- Website – FAQ's
- Employee Workshops
- Waste Aware Interaction



# Outcomes To Date

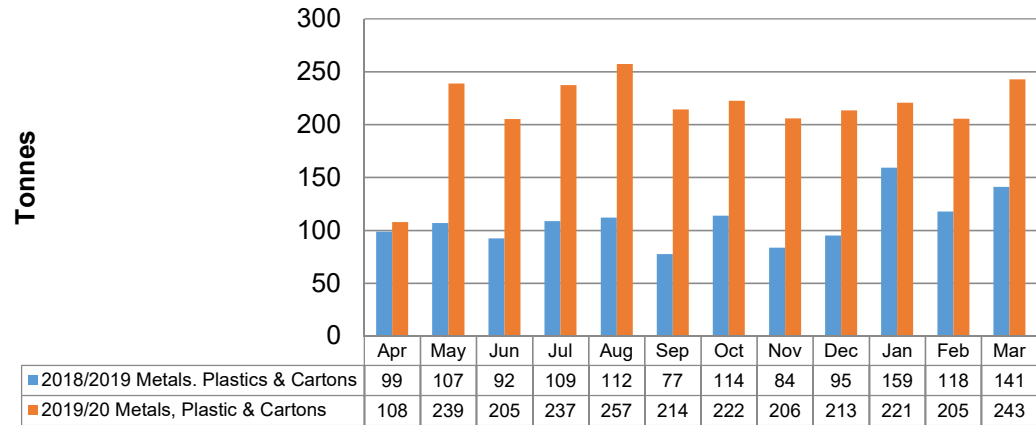
## Waste Arisings



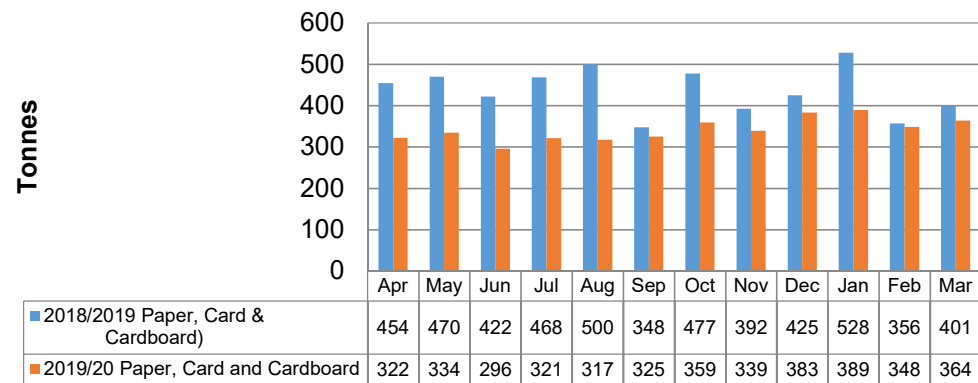
Total Waste Arisings	
2018/2019	62514
2019/2020	60402

# Outcomes To Date

## Metals, Plastics & Cartons

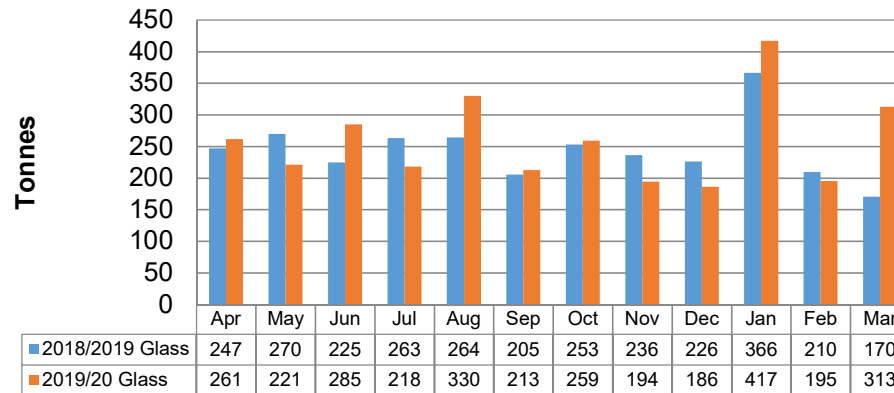


## Paper, Card & Cardboard

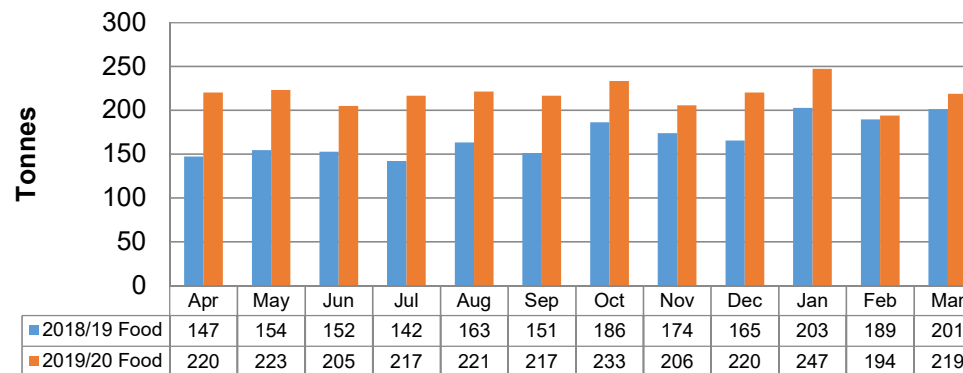


# Outcomes To Date

## Glass



## Food





# Outcomes To Date

---

- 8.7% Reduction in Residual Waste in 2019
- 5.1% Increase in Household Recycling in 2019
- Reduction in Contamination
- Saving of £670,000 in contractual costs

# Future Targets and Goals

---

- Waste Strategy 2021-2026
  - Landfill ban solution prior to 01 January 2025
  - Recyclate and Residual Transfer Stations/MRF
  - HWRC Control and Policy
  - Expand on Green Waste Recycling
  - Develop a strategy for all Council premises to be Household Charter Compliant
  - Contamination Policy and Actions - SAC Bin App

---

## Lessons Learned

- Timescales
- In - House
- Preparation
- ZWS
- Team Ethos
- Partnership Working
- Phased Approach
- Paper and Card Capacity Review

**Thank You**