



# Street Lighting

Invest to Save


Mark Cooper IEng MILP  
President, Institution of Lighting Professionals  
National Sales Manager (Public Realm) – iGuzzini Lighting UK Ltd

# Street Lighting – Invest to Save



- Technology Solutions
  - LED
  - CMS
  - Dimming
- Switch Off?
  - Is it the right thing to do?
- Total Cost of Ownership
- Are we spending our money in the right place?
- How do you decide what to do?

# Technology Solutions - LED



## Why Change?

- Better quality of light
- Lower energy
- Less maintenance
- Easier to control
- Better TCO

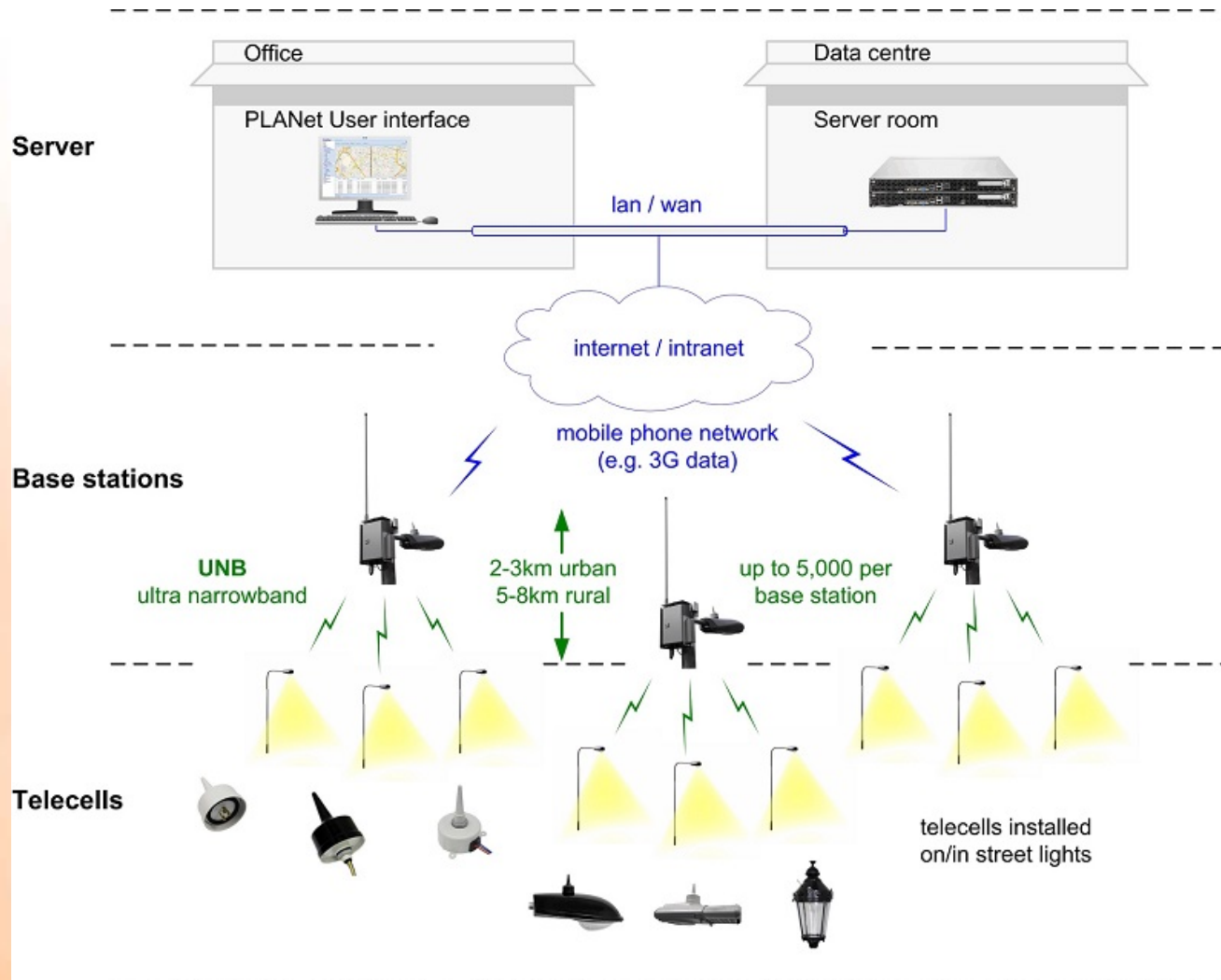
## Drawbacks?

- Increased capital costs
- Available funding?
- Health risks?
- Will we end up lighting more?
- Poor quality fittings?
- Increased design challenges



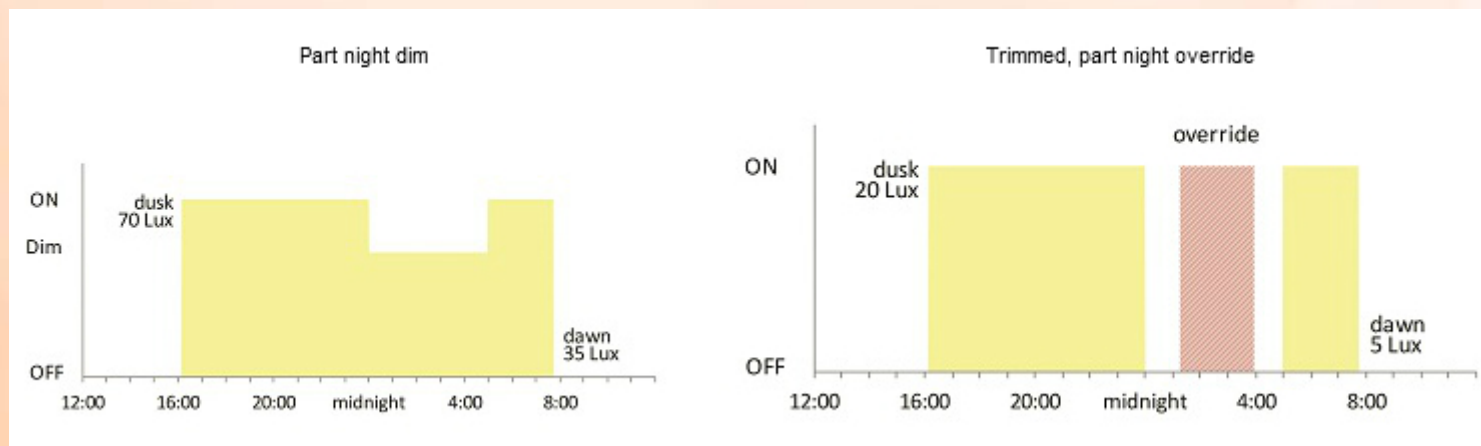
# Technology Solutions - CMS

## Central Management Systems




# CMS – What do they do?

- Wireless remote switching of **each individual** lighting unit
- Individual or group control for dimming of lighting units
- Energy reporting
- Fault reporting
- Ability to respond to changing energy demands



# Technology Solutions - Dimming

---



# Switch Off – The right thing to do?

There is no right / wrong answer!



Each and Every site / road must be assessed using current guidance and best practice, by **COMPETENT** Lighting and Road Safety Engineers

# Total Cost of Ownership



## NEW Street Lighting Toolkit

- **Developed from Scottish Futures Trust by Local Partnerships and DECC**
- The new toolkit provides clear guidelines and a structured process for councils to work through to deliver successful energy efficient street lighting initiatives and is endorsed by Amber Rudd MP, Minister for Energy and Climate Change:
  - *“This toolkit draws on best practice and learning from local authorities who have already implemented successful energy efficient street lighting schemes, and has been specifically tailored for use in England”.*
- On an England-wide basis alone, if all local authorities switched to LED street lights, this would save up to £200m on electricity bills annually and deliver carbon savings of around 1MtCO<sub>2</sub>e each year, which is equivalent to the carbon emissions from 300,000 average cars.

**More Information can be found here**

**<http://localpartnerships.org.uk/our-work/growth/efficient-lighting>**



# Are we spending money in the right place?

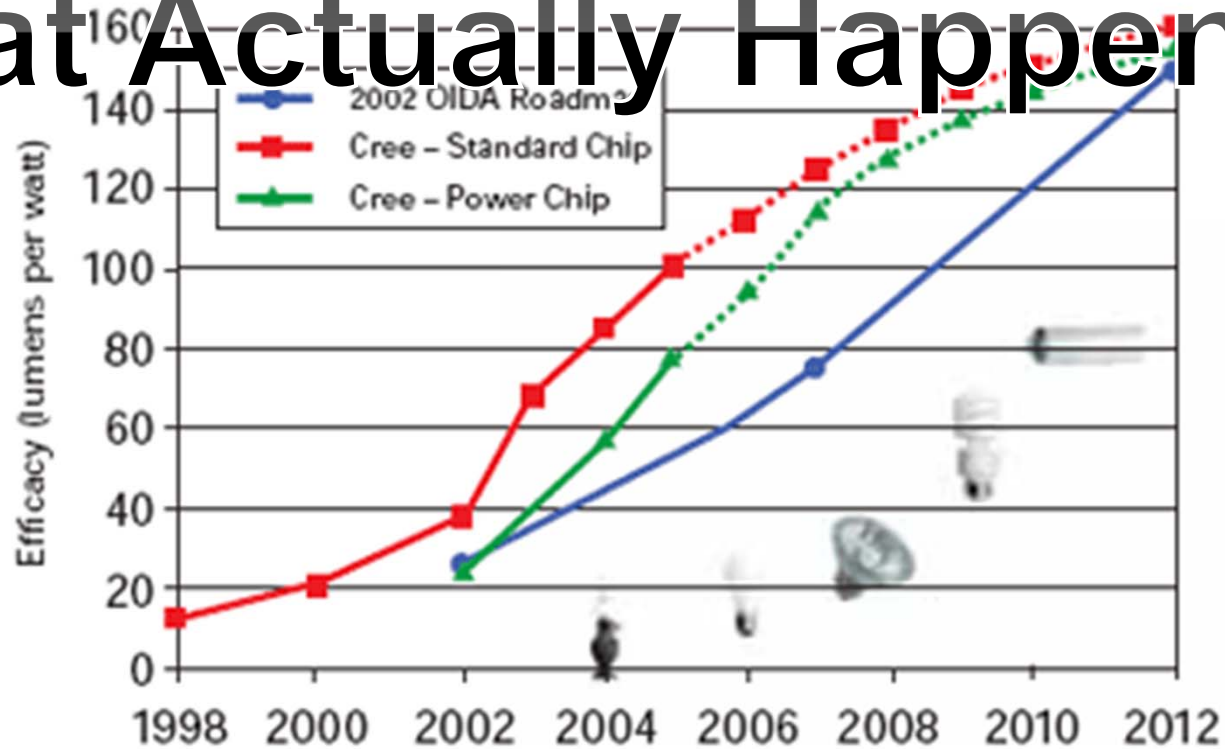
- Do you know what you have?
  - *Inventory and Asset Management*
- Are you using Total Cost of Ownership or using “Best Value”
  - *LED's offer huge maintenance and energy reductions but poor specifications will not deliver this*
- Are your Columns structurally sound?



# Are we spending money in the right place?

- Do you need a CMS?
- When do we jump on-board the LED train?

## What Actually Happened!



# Are we spending money in the right place?



## Professional Advice



There is no set path to achieve a specific set of career skills; rather there is a multitude of different options for education and training available, to provide the foundation for achieving these skills. This document will assist the professional to choose the most efficient path for their individual professional development.

**"Competency isn't built in a day. But today is the day to start building it. Learn, record, reflect and develop."**  
Guy Harding, ILP Vice President, Membership

This framework is designed as a guide for all Lighting Professionals at whatever stage of their career and in whatever lighting discipline they are working. It is equally applicable to new trainees or senior designers, and for those professionals in sales, manufacturing, design, research or any other lighting related field.

The guide provides a framework through which Lighting Professionals can map their professional development through their career and develop their competence.

## When do I need to demonstrate my competency?

Competency should be part of your professional start, so that you record relevant evidence. Recording and detailing your work based part of your Continuing Professional (CPD): the more you record, the better able to demonstrate your competency.

The first step is to start by defining what, in your present role, you need to be competent to do, next identify the knowledge, skills and attitude that deliver that competence; what level of competence is required; then detail the evidence you can provide to prove that competence.

There are also the technical, business, managerial and personal skills that you can identify, all of which help to demonstrate your wider competencies.

### How do I demonstrate my competency?

Gather evidence in a competency portfolio. Evidence may include

- Skill Level Development Summary
- CPD records
- business/project plans
- proposals or reviews
- presentations to clients or at conferences
- specifications
- designs
- programmes
- internal memos
- letters, reports
- minutes of meetings (which demonstrate your contribution)
- employer assessments for pay and /or promotion reviews
- testimonials from others witnessing your attainments

You can download a Skill Level Development Summary document to use free of charge at [www.theilp.org.uk/slds](http://www.theilp.org.uk/slds)



### Grading your level of competency

Involve your line manager or mentor to assist in the process of grading your competence. Remember for each aspect of work that you do your competence level will not necessarily be the same.

#### Level 1

- little or no knowledge of topic

### Competency and ILP membership

The ILP membership upgrade process uses a set of competencies by which it assesses candidates. Your competency portfolio will be a useful basis for developing a concise competency statement.

The ILP is keen to facilitate the development of lighting professionals through its membership grades and through the provision of many opportunities for CPD.

The competency requirements for membership upgrade are defined on the ILP website at [www.theilp.org.uk/competencystatement](http://www.theilp.org.uk/competencystatement)

There is further guidance on CPD at [www.theilp.org.uk/cpd](http://www.theilp.org.uk/cpd)

### Competency solutions

The ILP runs numerous training courses and CPD sessions, publishes Professional Lighting Guides and the Lighting Journal, provides specialist development for Young Lighting Professionals and access to the ILP Skills Portal. For information on all these opportunities please visit [www.theilp.org.uk](http://www.theilp.org.uk)

Institution of Lighting Professionals  
Regent House, Regent Place  
Rugby, CV21 2PN  
[www.theilp.org.uk](http://www.theilp.org.uk)

[www.theilp.org.uk/competency](http://www.theilp.org.uk/competency)



# How do you decide what to do?



- Employ a competent and experienced lighting professional
- Use the best practice and technical guides from the ILP
- Use the total cost of ownership tool to specify quality products
- Identify those roads that can be safely and correctly de-illuminated
- Ensure you know what you have and what you pay for
- Are your columns sound?
- Develop a lighting strategy
- Build your business case and financing options
- Be reasonable in your specification

[www.theilp.org.uk](http://www.theilp.org.uk)

Thank You



---

[markc@theilp.org.uk](mailto:markc@theilp.org.uk)



@mclight0112