

Clean and green neighbourhoods

Everyone's a winner

Martin Doherty
Belfast City Council





Silica sand, soda ash and limestone are the main raw materials for glass. The acquisition causes environmental damage and melting them together uses a lot energy resulting in high levels of carbon emissions.





**JOIN A HILARIOUS ADVENTURE
OF A LIFE-TIME!**



WORK BUY CONSUME DIE

**So enough of the doom and
gloom.**

What can we do differently?

**What might the Circular
Economy look like for different
participants?**

Circular thinking



The case for change



COLLABORATIVE CIRCULAR ECONOMY NETWORK

Scoping Study

Final Report
(Desensitised)

ReNEW report into the Circular Economy in NI

Job Creation in the Circular Economy - Increasing Resource Efficiency in Northern Ireland

The Council and People



Our Ambitions

Belfast

46,000
more jobs by 2035

66,000
new residents by
2035

33%
reduction in the life
expectancy gap between
most and least deprived
neighbor-hoods by 2035

100%
of young people leaving
school have a destination
that fulfills their potential

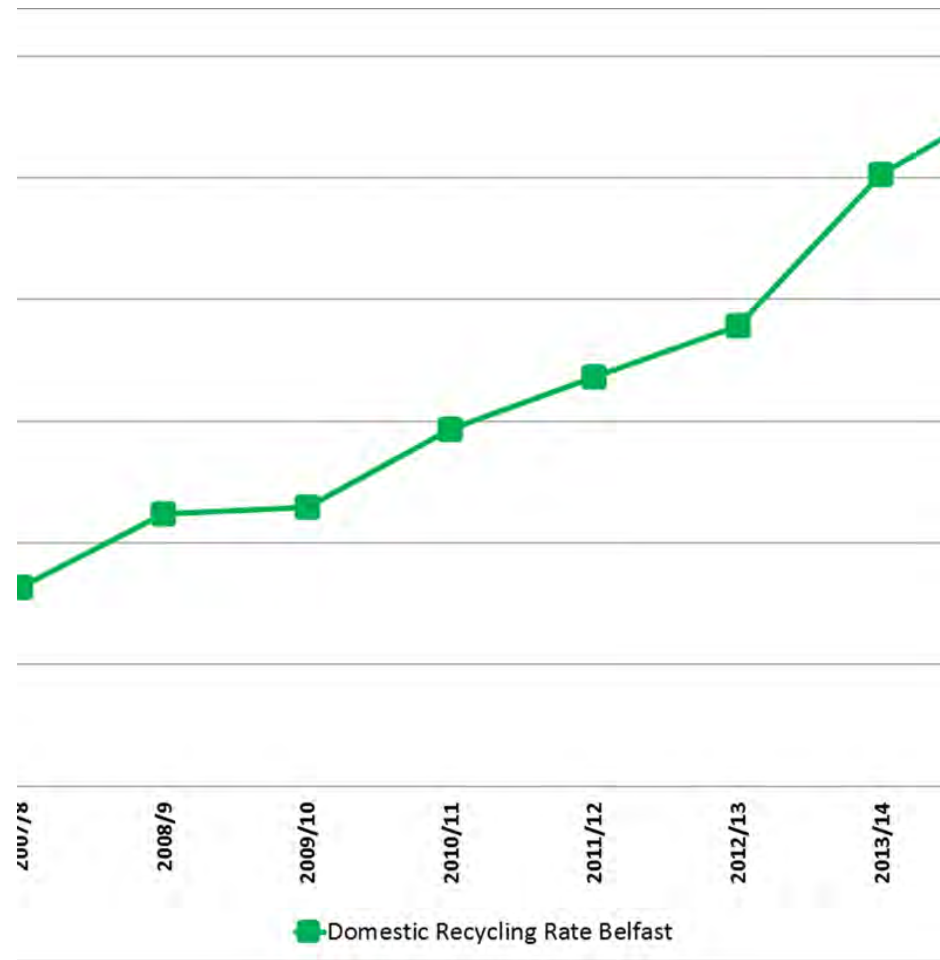
Belfast

Belfast will
be a city...



Belfast







The Business Community

Encirc 440 jobs



Huhtamaki 220 jobs



Cherry pipes 50 jobs



Business Model Outcomes



**NI Wide
Approach**

Championing Ability.

www.Usel.co.uk

Circular Economy Journey – Social Impact



- **Current activity supporting 20 sustainable jobs**
- **An opportunity to support a further reduction in waste to landfill**
- **An opportunity to create a further 25 new sustainable jobs for those furthest from the work place**
- **Creating a Centre of Excellence for the Circular Economy within Belfast**
- **Linking new skills and training to individuals with disabilities who are unemployed**

Championing Ability.

www.Usel.co.uk

Meeting the Challenges

Delivering quality services

Behavioural Tools

Carrot or Stick



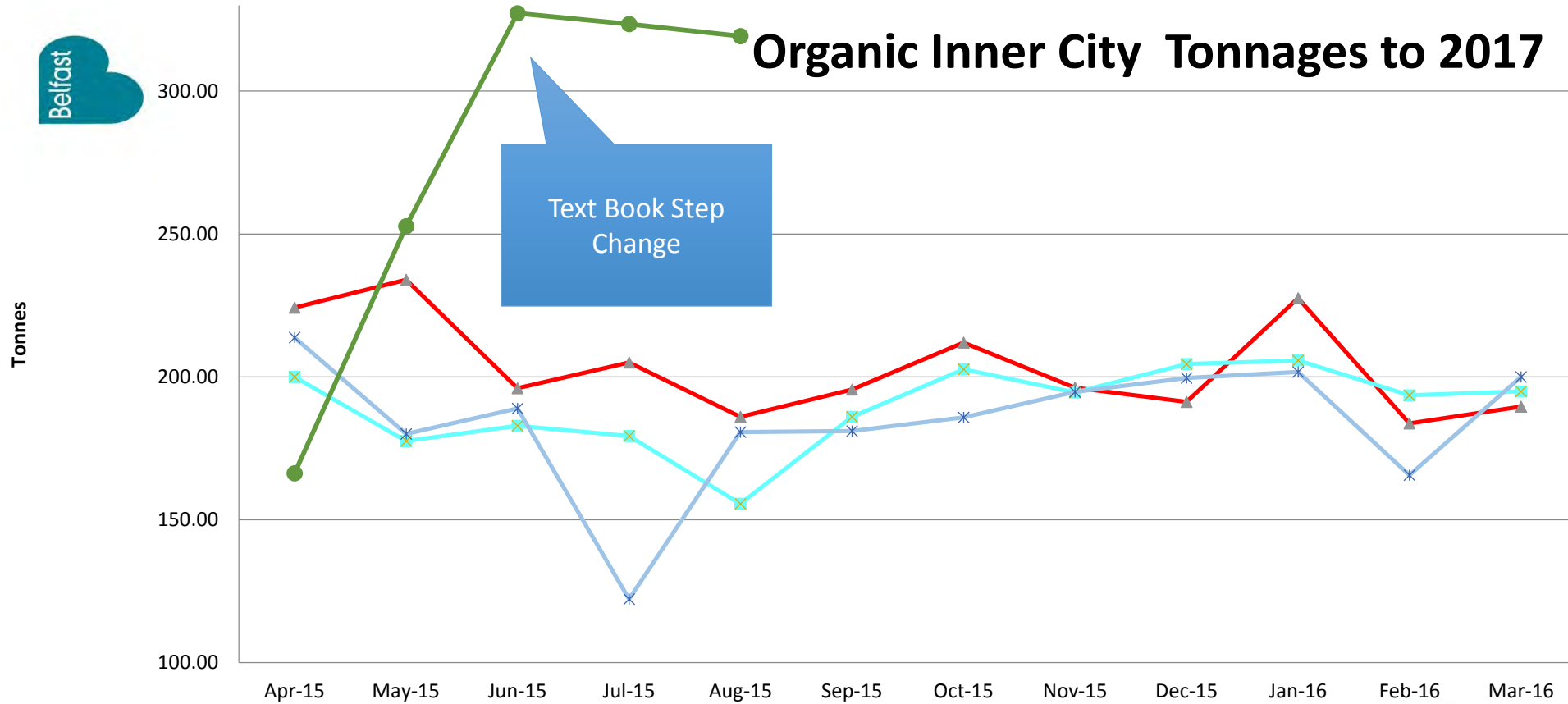
A really
big stick







Organic Inner City Tonnages to 2017

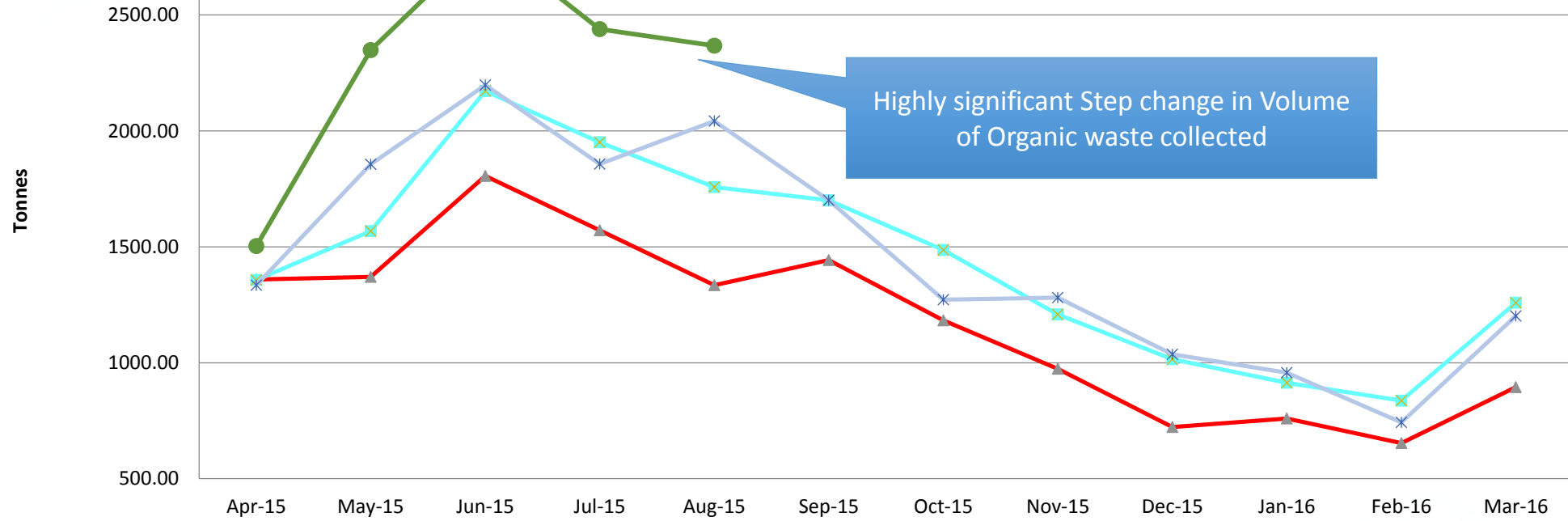


	Apr-15	May-15	Jun-15	Jul-15	Aug-15	Sep-15	Oct-15	Nov-15	Dec-15	Jan-16	Feb-16	Mar-16
▲ Food Waste 2014	224.23	234.00	196.00	205.00	186.00	195.54	212.00	196.20	191.30	227.56	183.72	189.60
✕ Food Waste 2015	200.02	177.55	182.92	179.32	155.64	186.00	202.66	194.60	204.48	205.80	193.66	194.90
* Food Waste 2016	213.80	180.04	189.00	122.24	180.68	181.06	185.88	194.74	199.66	201.72	165.62	200.02
●												



Food Campaign Impact

Organic Bin Tonnages 2014 to 2015/16 (Ex Sites)



	Apr-15	May-15	Jun-15	Jul-15	Aug-15	Sep-15	Oct-15	Nov-15	Dec-15	Jan-16	Feb-16	Mar-16
▲ Organics 2014	1358.95	1369.84	1805.56	1571.16	1334.16	1443.44	1182.56	973.62	722.68	758.88	653.64	894.72
✕ Organics 2015	1357.06	1568.29	2171.98	1950.80	1758.20	1700.76	1486.14	1208.52	1014.94	913.34	836.56	1258.78
✱ Organics 2016	1334.45	1856.62	2197.68	1857.22	2042.42	1700.76	1272.38	1281.48	1036.62	957.60	742.84	1201.60
	www.belfastcity.gov.uk							24				

A big bit of Carrot too!



Better Services

Co- Design

**Council – People – Employees -
Business**

INFORMATION: Current Arrangements for Waste Collection

THREE BIN SCHEME



22,000
households only

INNER CITY




PILOTS



EX-LISBURN





WE CANNOT SOLVE OUR PROBLEMS
WITH THE SAME THINKING
WE USED WHEN WE
CREATED THEM

-Albert Einstein

