



Reducing Social Care DTOC

Maud O'Leary
Service Director
Adult Social Care

Luton Borough Council

National Picture

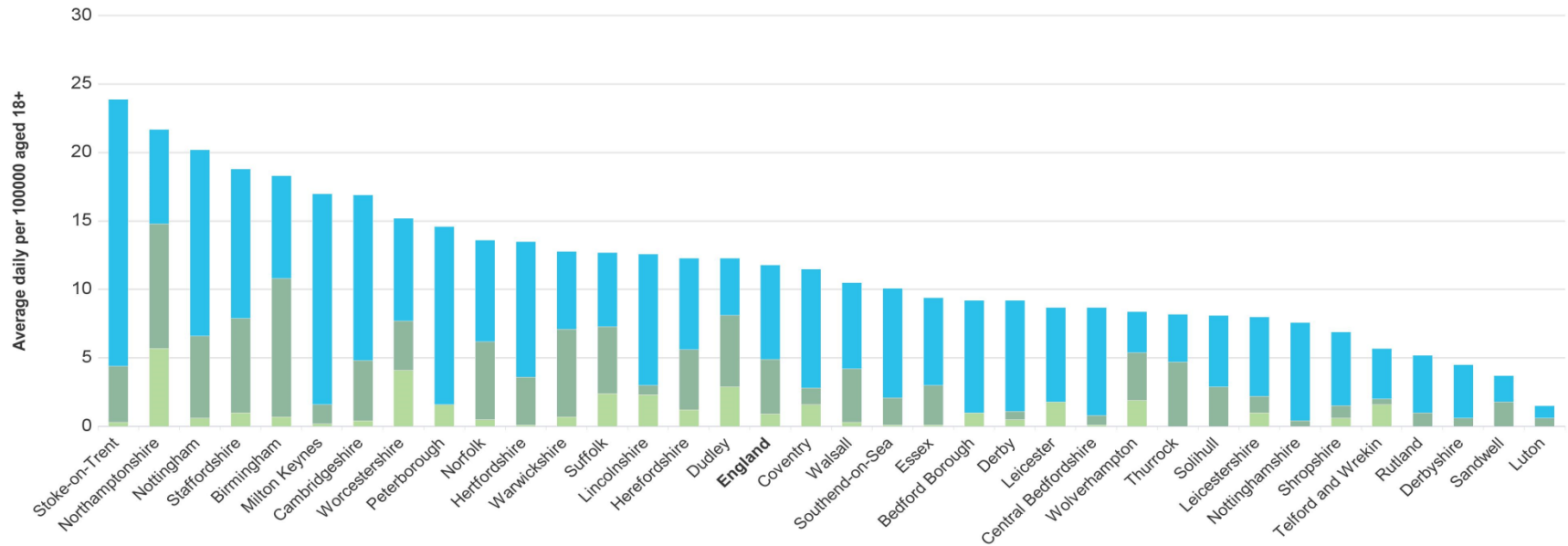
- **There are 145,000 total delayed days in April 2018, of which 93,900 were in acute care. This is a decrease from April 2017, where there were 176,900 total delayed days, of which 115,500 were in acute care.**
- **The 145,000 total delayed days in April 2018 is equivalent to 4,833 daily DTOC beds. This compares to 4,987 in March 2018 and 5,896 in April 2017.**
- **Both NHS and Social Care sectors have seen reductions in the volume of delayed transfers of care in the last year.**
- **62.5% of all delays in April 2018 were attributable to the NHS, 30.3% were attributable to Social Care and the remaining 7.3% were attributable to both NHS and Social Care.**
- **The proportion delays attributable to Social Care has decreased over the last year to 30.3%.**
- **The main reason for Social Care delays in April 2018 was “Patients Awaiting Care Package in their Own Home”. This accounted for 15,500 delayed days (35.3% of all Social Care delays), compared to 24,200 in April 2017.**

Key facts about Luton

- The official estimate of the population of Luton was 214,710 for 2015
- The town is ethnically diverse, with approximately 55 per cent of the population being Black and Minority Ethnic (BME) origin, with significant Pakistani, Bangladeshi, Indian, Eastern European and African Caribbean communities.
- The diversity of the population has increased. Luton is now seen as a super diverse community.
- Luton has a younger population than the rest of England the last census showed a 20% increase in the over 90's.
- Luton has a population density greater than many London boroughs.
- Luton is ranked as the 59th (out of 326) most deprived local authority
- Luton is becoming relatively more deprived in comparison to the other local authorities of England.
- Luton faces significant Housing challenges.

Luton's Position

Daily DTOC beds, all, per 100,000 population aged 18+ (breakdown by care organisation) (Mean) (Nov 2017) for England, ADASS Eastern Region, ADASS East Midlands Region & ADASS West Midlands Region



- DTOC beds attributable to the NHS, per 100,000 aged 18+ Nov 2017 Mean
- DTOC beds attributable to social care, per 100,000 aged 18+ Nov 2017 Mean
- DTOC beds attributable to both NHS and social care, per 100,000 aged 18+ Nov 2017 Mean

Powered by LG Inform



Health and Social Care Landscape

1 CCG

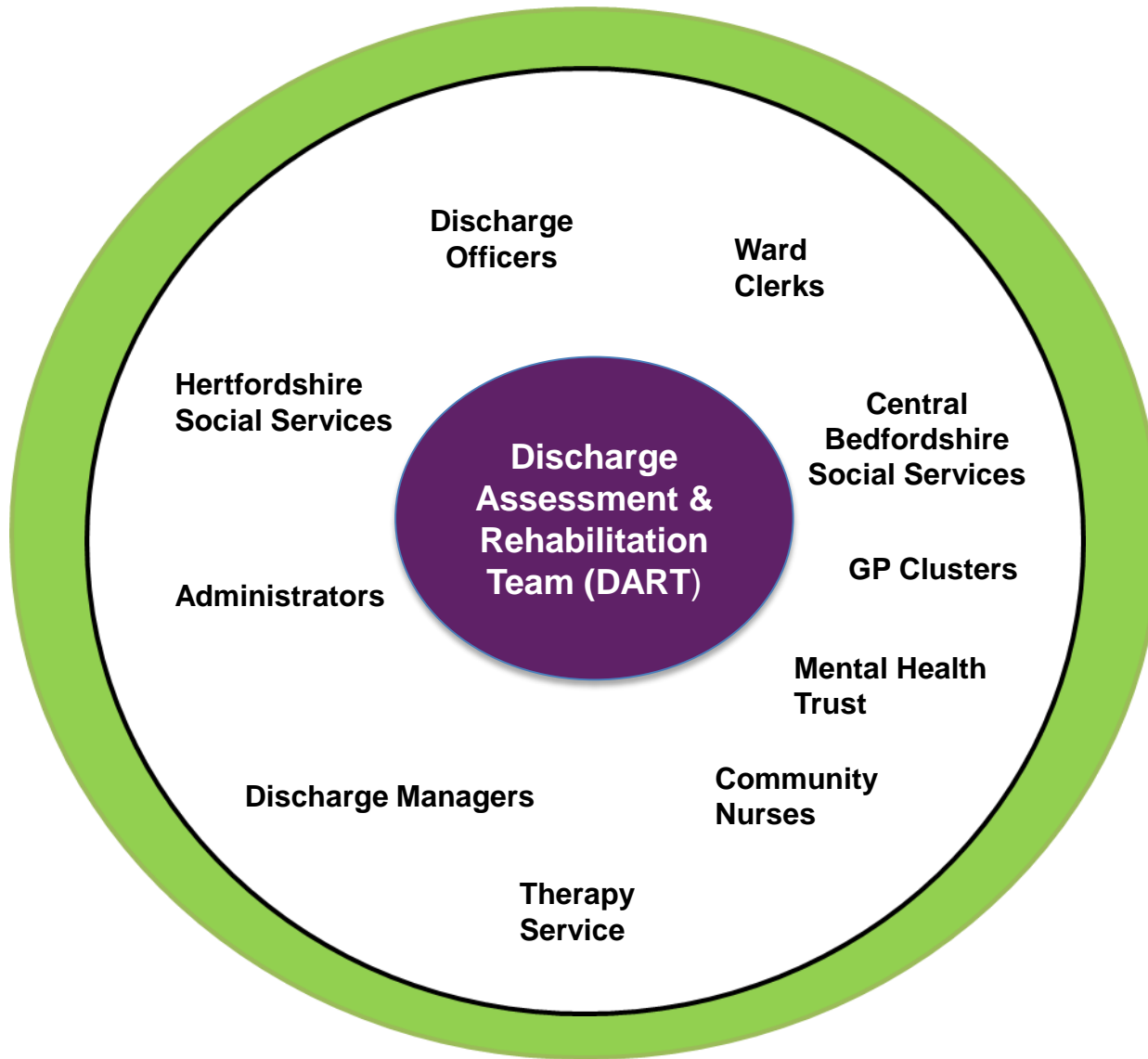
1 Hospital (about to merge with Bedford hospital)

1 Community Nursing Provider

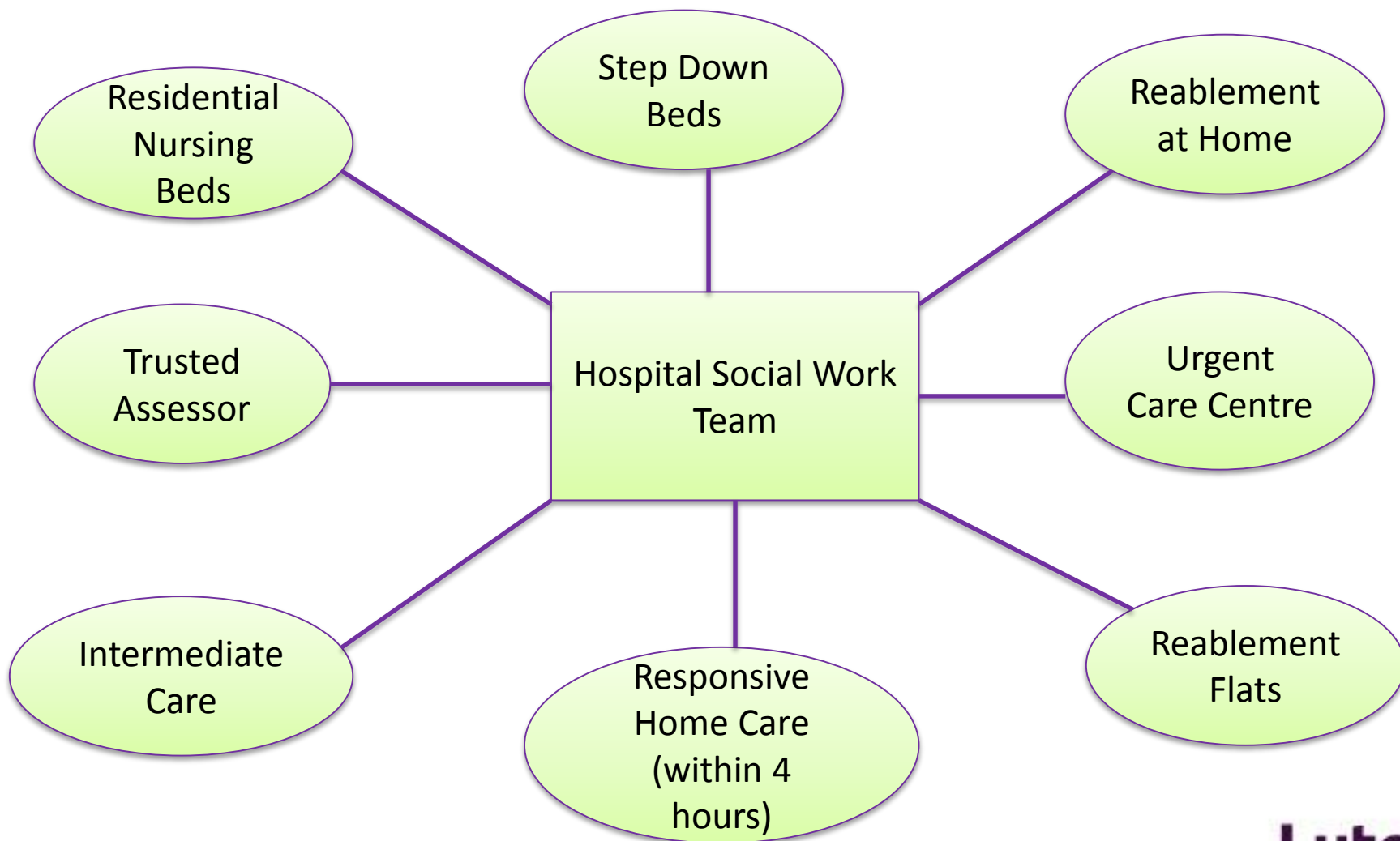
1 Mental Health Trust

Vibrant Third Sector

The Integrated Discharge Team



Pathways



Luton DTOC - Success Factors

- ❖ Joint Discharge Manager over Health and Social Care
- ❖ Good commissioning ensuring effective pathways.
- ❖ System ownership.
- ❖ 'patient not numbers'
- ❖ Support for self funders.
- ❖ Third sector support in the system
- ❖ Improved links with Housing

The future

- The merging Luton and Bedford hospital.
- The opportunities of the STP and Provider Alliance in Luton.
- Enhanced Care Home Scheme with digital offer
- Greater work on admission avoidance
- Development of the primary care offer and the MDT work