



Driver & Vehicle
Standards
Agency

Driver & Vehicle Standards Agency

Paul Berriman Senior Traffic Examiner Leeds GVTS



Safety Standards Service



What we do





Driver & Vehicle
Standards
Agency

What we do



Safety Standards Service



What we do





DVSA: Vision for Compliance

Making sure commercial vehicle operators, drivers and vehicles meet safety standards and comply with road safety regulations.

Taking enforcement action against vehicle operators and drivers who don't comply with the rules and regulations or fail to meet standards



DVSA: Enforcement Target

2016/17 Business Plan

Carry out 188,000 targeted compliance checks

Detect 20,418 serious roadworthiness defects and traffic offences



DVSA: Enforcement Target

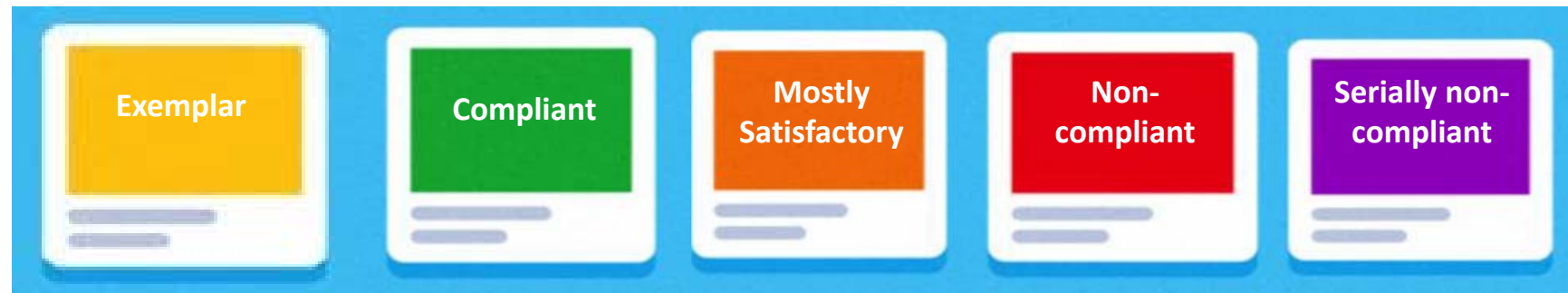
In addition

- **Carry out statutory testing HGV/PSV**
- **Enforce standards of MOT testing**
- **Covert checks, mystery shopper etc.**



Future Compliance Vision

To introduce more efficient & effective interventions without compromising standards or outcomes



Remote compliance

Inspections & visits

Continued disruptive targeting



GREEN

•Operator

AMBER

•Compliance

RED

•Risk

GREY

•Score





GREEN

•Low Risk

AMBER

•Medium Risk

RED

•High Risk

GREY

•No Data





GREEN

- Enforcement tool
- Works on a sliding scale

AMBER

- Constantly changing

RED

- Top 20% Green

- Middle 60% Amber

GREY


- Bottom 20% Red





OCRS Changes 2016

Combine the roadworthiness and traffic data to produce a single OCRS score for use by DVSA staff.





OCRS Combined Scoring Chart

Type of OCRS Score	Number of OCRS Events	Total Events Points	Total Prosecution Points	Event Points plus Prosecution Points	Calculated Base Score	Calculated OCRS Band	Final OCRS Band
Combined	533	9,412.55	0	9,412.55	17.66	Amber	Amber
Roadworthiness	316	2,543.80	0	2,543.80	8.05	Green	Amber
Traffic	217	6,868.75	0	6,868.75	31.65	Red	Amber



OCRS Changes 2016

Outcome Type	Unsatisfactory report to OTC	Unsatisfactory	Mostly Satisfactory	Satisfactory
Roadworthiness	+ 500 points	+ 250 points	- 50 points	- 100 points
Traffic – Drivers Hours	+ 1000 points	+ 500 points	- 100 points	- 200 - points
Traffic - Other	+ 500 points	+ 250 points	- 50 points	- 100 points



DVSA Effectiveness – Roadworthiness Enforcement 2015/16

Vehicle Group	RW Encs (Inc sifts)	Proh Nos	% Proh
HGV (GB)	46,423	10,155	33%
HGV (Foreign)	46,363	10,007	33%
Trailer (GB)	11,994	3,598	32%
Trailer (Foreign)	31,424	12,580	42%
PSV (GB)	9,443	1,715	18%
PSV (Foreign)	166	48	29%
LGV (GB)	14,151	8,544	61%
LGV (Foreign)	563	309	56%



Roadworthiness Defects





Roadworthiness Defects





Roadworthiness Defects



PSV DEFECT REPORT		VEHICLE NO:
DRIVER'S NAME: <i>Sheridan</i>	DATE: <i>14/10/08</i>	<i>N57EU4</i>
DAILY CHECK		ODOMETER READING:
1. FUEL/OIL/WATER LEAKS	<input checked="" type="checkbox"/>	
2. TYRES & WHEEL NUTS	<input checked="" type="checkbox"/>	
3. MIRRORS/INDICATORS/HORN	<input checked="" type="checkbox"/>	
4. WIPERS/WASHERS/WINDSCREEN	<input checked="" type="checkbox"/>	
5. SALOON LIGHTING	<input checked="" type="checkbox"/>	
6. SALOON FLOOR COVERING	<input checked="" type="checkbox"/>	
7. STEERING/BRAKES	<input checked="" type="checkbox"/>	
8. HEATING & VENTILATION	<input checked="" type="checkbox"/>	
9. DOORS & EXITS	<input checked="" type="checkbox"/>	
BOX IF APPLICABLE		
10. BRAKES & HOSES	<input type="checkbox"/>	
11. BODY INTERIOR & EXTERIOR	<input type="checkbox"/>	
12. LIGHTS/REFLECTORS/BATTERY	<input type="checkbox"/>	
13. FIRST AID KIT	<input type="checkbox"/>	
14. PASSENGER SEAT BELTS	<input type="checkbox"/>	
15. GLASS	<input type="checkbox"/>	
16. FIRE EXTINGUISHER	<input type="checkbox"/>	
17. EMERGENCY EXIT HAMMER	<input type="checkbox"/>	
18. EXCESSIVE ENGINE EXHAUST SMOKE	<input type="checkbox"/>	
<small>RECORD BELOW ANY ACCIDENTS (HOWEVER SMALL), VEHICLE DEFECTS OR IRREGULAR CIRCUMSTANCES. HAND RED DUPLICATE COPY INTO OFFICE. VEHICLE DEFECTS MUST ALSO BE REPORTED TO THE SENIOR MAINTENANCE AND REPAIR ENGINEER WHO WILL INITIAL THE ORIGINAL TOP COPY.</small>		
Write 'None' if no defects found: <i>none</i>		
Driver's Signature: <i>[Signature]</i>	Reported to:	<i>14.10.2008 09:20</i>



Roadworthiness Defects





Roadworthiness Defects





Driver & Vehicle
Standards
Agency

Roadworthiness Defects



Safety Standards Service



Roadworthiness Defects





Overloading





Load Security

- Now integral part of roadside enforcement
- Concerns all goods vehicles irrespective of size
- Guidance available on [Gov.uk](https://www.gov.uk)
- Clear distinction between load containment and load securing





Load Security





Driver & Vehicle
Standards
Agency

Load Security



Safety Standards Service



Load Security



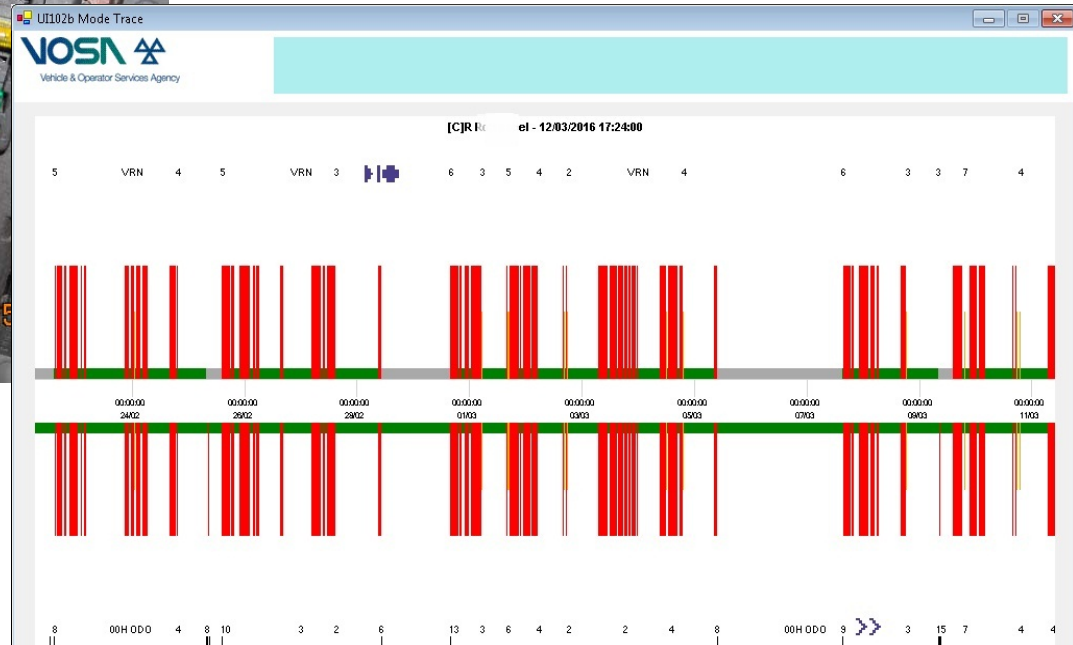


Load Security






Tachograph Fraud





Tachograph Fraud





The ultimate cost of non compliance





Driver & Vehicle
Standards
Agency

The ultimate cost of non compliance



Safety Standards Service



Driver & Vehicle
Standards
Agency

The ultimate cost of non compliance



Safety Standards Service



Driver & Vehicle
Standards
Agency

Any Questions?



Safety Standards Service