



Department
for Environment
Food & Rural Affairs

Evaluating the Resources and Waste Strategy

Barbara Leach, December 2021



Department
for Environment
Food & Rural Affairs

Background and context

The Resources and Waste Strategy



The changing policy context



Environment Act 2021



Our ministers



The Rt Hon George Eustice MP

[Secretary of State for Environment, Food and Rural Affairs](#)



The Rt Hon Lord Goldsmith

[Minister of State \(Minister for the Pacific and the International Environment\)](#)

Unpaid



Victoria Prentis MP

[Minister of State \(Minister for Farming, Fisheries and Food\)](#)



Rebecca Pow MP

[Parliamentary Under Secretary of State \(Minister for Nature Recovery and the Domestic Environment\)](#)



The Rt Hon Lord Benyon

[Parliamentary Under Secretary of State \(Minister for Rural Affairs, access to nature and Biosecurity\)](#)



Jo Churchill MP

[Parliamentary Under Secretary of State \(Minister for Agriculture, Innovation and Climate Adaptation\)](#)



Initiatives implemented

Policy paper

Carrier bags: why there's a charge

Updated 21 May 2021

- Contents
1. Which shops charge for bags
 2. Bags for life
 3. Why for a
 4. Ben

January 16, 2020
by James Langley

Waste crime taskforce launched

Legislation
Waste Management

A taskforce dedicated to tackling serious and organised waste crime has been launched today (16 January), bringing together law enforcement agencies, environmental regulators, HMRC and the National Crime Agency.

One of several initiatives in the government's Resources and Waste Strategy, the Joint Unit for Waste Crime (JUWC) will conduct site inspections, make arrests and prosecutions and, upon conviction, push for heavy fines and custodial sentences.

Toby Willison, executive director of operations at the Environment Agency and chair of the JUWC board, said: "The war against waste crime just took a giant step forward.

"The launch of this new unit means we now have a full complement of partners across



STATUTORY INSTRUMENTS

2020 No. 971

ENVIRONMENTAL PROTECTION, ENGLAND

The Environmental Protection (Plastic Straws, Cotton Buds and Stirrers) (England) Regulations 2020

10th September 2020

h regulation 1



UK plan for shipments of waste

UK government policy on shipments of waste for disposal to and from the United Kingdom

September 2021



Waste Management Plan for England

January 2021

Collection & Packaging Reforms

Consistency

Packaging EPR

Deposit Return Scheme

Department for Environment Food & Rural Affairs

Department of Agriculture, Environment and Rural Affairs

Consultation on Introducing a Deposit Return Scheme in England, Wales and Northern Ireland

We received 2,590 responses to this consultation.

Due to the large scope of the consultation, we are still analysing the responses and making key policy decisions.

We expect to publish a full government response to this consultation by early 2022.



Department for Environment Food & Rural Affairs

Consultation on Consistency in Household and Business Recycling in England

May 2021

We received 896 responses to this consultation.

Due to the large scope of the consultation, we are still analysing the responses and making key policy decisions.

We expect to publish a full government response to this consultation in early 2022.

Department for Environment Food & Rural Affairs

Llywodraeth Cymru Welsh Government

Scottish Government Rìghdhalas na h-Alba gov.scot

Department of Agriculture, Environment and Rural Affairs www.dema-nl.gov.uk

We received 1,241 responses to this consultation.

Due to the large scope of the consultation, we are still analysing the responses and making key policy decisions.

We expect to publish a full government response to this consultation in early 2022.

New consultation



Targets



Environment Act 2021

1

26/11/2021, 15:17 19 August 2020: Environment Bill - environmental targets - GOV.UK

GOV.UK

Coronavirus (COVID-19) (coronavirus)
Guidance and support

1. Home (<https://www.gov.uk/>)
2. Environment (<https://www.gov.uk/environment>)
3. Environment Bill 2020 (<https://www.gov.uk/government/publications/environment-bill-2020>)

- Department for Environment Food & Rural Affairs (<https://www.gov.uk/government/organisations/department-for-environment-food-rural-affairs>)

Policy paper

19 August 2020: Environment Bill - environmental targets

Updated 6 September 2021

Contents

Introduction
Part A: process for developing targets under the Environment Bill framework
Part B: an overview of the scope of targets
Part C: sources of target information and how you can get involved

<https://www.gov.uk/government/publications/environment-bill-2020/august-2020-environment-bill-environmental-targets> 1/23

ns set long-term targets in respect of any matter which relates to—

ural
the

Objectives for targets under consideration

We want to explore as a priority how targets can help:

- increase resource productivity
- reduce the volume of 'residual' waste we generate


reduction.

cify—

ich must be capable of being objectively measured, and

levied.

Calls for evidence


Department for
Business, Energy
& Industrial Strategy

**STANDARD
BIO-BASED
BIODEGRADABLE
COMPOSTABLE**

Call for Evidence

Closing date: 14 October 2019


July 2019


HM Government

**Standards for bio-based,
biodegradable, and
compostable plastics**

Summary of responses to the call for
evidence and Government Response.

April 2021


Department
for Environment
Food & Rural Affairs

**Call for evidence on commonly littered
and problematic plastic items**

November 2021

Waste Prevention Programme



HM Government

Prevention is better than cure

The role of waste prevention
in moving to a more resource
efficient economy



December 2013



Department
for Environment
Food & Rural Affairs

Waste Prevention Programme for England

Towards a resource efficient economy

Consultation version

March 2021

Still to come

Subject to consultation and approval

POLICIES

Extended producer responsibility for packaging

A deposit return scheme for drinks packaging

Consistent recycling collections for households and businesses

Reform of the carriers, brokers and dealers regulations

Reform of exemptions to licensing/permitting

Waste tracking

Eco-design

Product labelling

Reforms to WEEE extended producer responsibility

Reforms to batteries extended producer responsibility

Introduction of extended producer responsibility for textiles

Introduction of extended producer responsibility for furniture

STRATEGY

Waste Prevention Plan

Review of the Resources and Waste Strategy – timing TBC



Department
for Environment
Food & Rural Affairs

There is lots going on

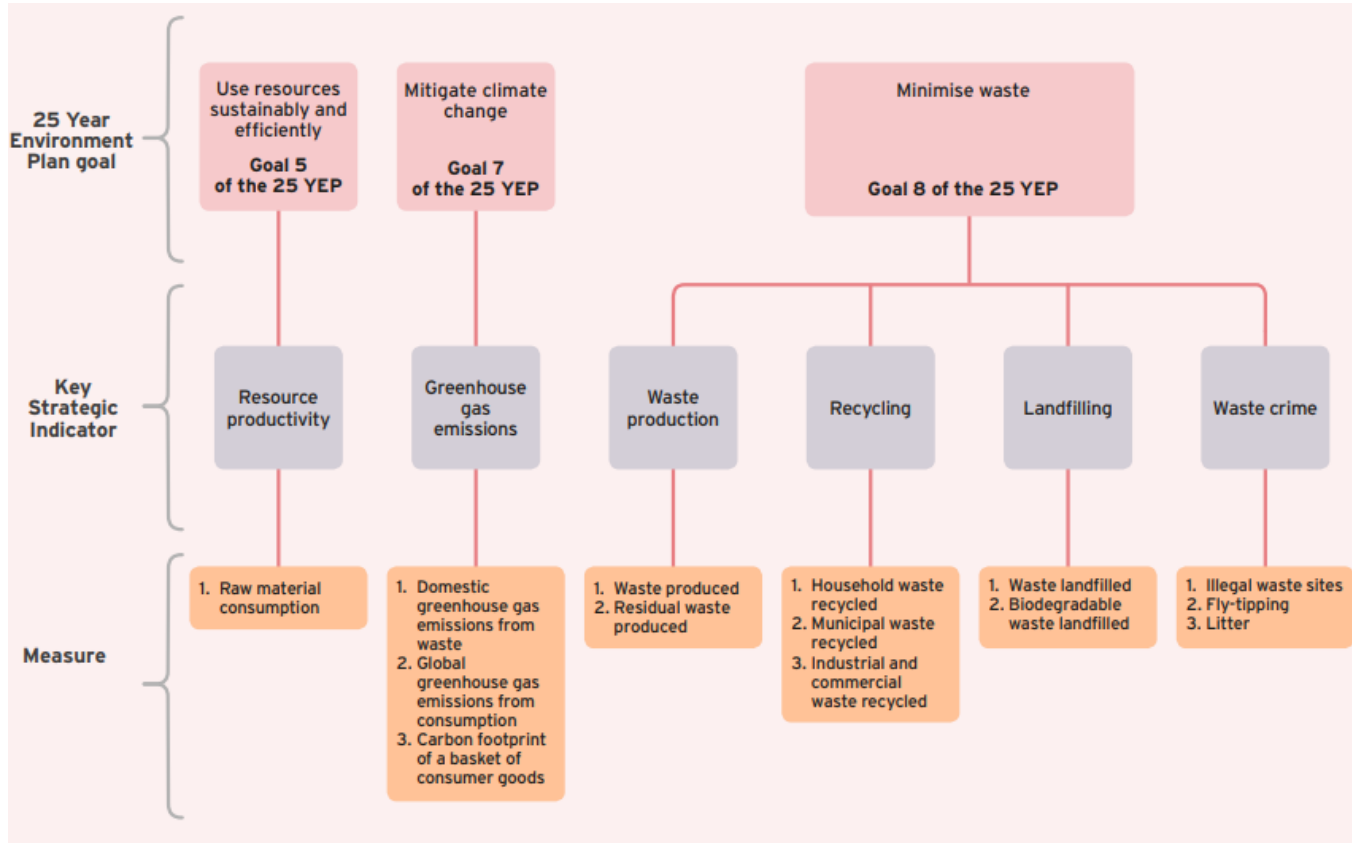


Department
for Environment
Food & Rural Affairs

Monitoring

How much?

Indicators of progress



Monitoring Progress


Department
for Environment
Food & Rural Affairs

Resources and Waste Strategy Monitoring Progress


Department
for Environment
Food & Rural Affairs

Resources and Waste Strategy
Monitoring Progress
November 2021
Second edition

HOT OFF THE PRESS

www.gov.uk/government/publications/resources-and-waste-strategy-for-england-monitoring-and-evaluation

Headlines – waste generation and GHG

- Raw material consumption has fallen by 21% since 2004
- Resource productivity is improving
- Greenhouse gas emissions from waste management have fallen by 71% since 1990
- Waste generation continues to rise but waste intensity is flat
- Food waste is falling and the UK is on track to meet its targets in this area

Headlines – recycling, recovery and disposal

- 52.8% of all waste was recycled or recovered in 2018
- Recycling rates for Waste from Households (45%) and LA Collected Waste (43%) remain flat
- Recycling of plastic, glass and metal packaging is up but recycling of paper and cardboard is down
- Waste to landfill is down 42% since 2010
- Tonnages incinerated have risen by 150% since 2010
- Biodegradable municipal waste to landfill is down 48% but this needs to accelerate if we want to eliminate it by 2030



Department
for Environment
Food & Rural Affairs

Evaluation

Why, how, who and when?

What is evaluation?

A way of independently and honestly reviewing implemented policies

Based on robust methods that are underpinned by (social) science

Both for learning and for accountability

Answers the questions:

Are they working, how, for whom and in what circumstances?

What benefits have they created? And what disbenefits?

How could they be improved?

Evaluation

“we will ensure we learn, genuinely and openly, about the effects with the aim to adapt our programmes accordingly”



Rt Hon Michael Gove

“At the heart of our programme must be a focus on what works – what actually helps our fellow citizens to flourish. And that means, as I have emphasised, rigorous evaluation of Government programmes. What value do they add? What incentives do they provide for better performance and better service to others?”

Speech on the Privilege of Public Service, Ditchley Annual Lecture, June 2020
www.gov.uk/government/publications/resources-and-waste-strategy-for-england-monitoring-and-evaluation

Three types of evaluation

Process

Has the policy been implemented as intended?

What progress has been made?

Is there anything we can learn about how evaluable its impact will be?

Impact

What has worked, how, for whom, in what circumstances? What benefits? What disbenefits?

Attribution – how and to what extent have Defra policies made a difference? What would have happened anyway? What changes are the result of other things?

Economic

Has it been value for money for the public purse?

Impact evaluation questions

How and to what extent has the Resources and Waste Strategy helped to ...

1. reduce the amount of waste produced
2. increase the amount of municipal waste packaging recycled
3. Increase the amount of other municipal waste recycled, particularly food waste, garden waste and paper and card
4. improve resource efficiency around plastics (minimisation, management and fate)
5. decrease waste crime and poor management of wastes

Our approach

Start as early as possible

Single procurement to appoint a supplier with a combination of evaluation and topic expertise

Five year programme of work

Year-on-year progression dependent on funding settlements

Four expert peer reviewers

Panel of external advisers, deployed flexibly as needed



Department
for Environment
Food & Rural Affairs

www.gov.uk/defra

Invitation to Tender

(Open Procedure – PCR2015)

Tender for Evaluation of the Resources and Waste Strategy and Waste Prevention Programme for England

Tender Reference: ITT 9232

Timetable subject to change

Appoint contractor	January 2022
Appoint peer reviewers	By March 2022
Confirm external advisors	By March 2022
Initiation and planning work	February – May 2022
Gathering data/baselines	2022 – 2024
Process evaluations	2022 – 2025
Impact evaluations	2024 – 2027 (and possibly after)
Economic evaluations	2026 – 2027 (and possibly after)

What can local government do?

Continue to respond to consultations and calls for evidence – it means we sometimes take longer, but the end result will be better

Engage with your sectoral associations – make sure they know your views, operational experience and concerns

Think whether there is a way to build in monitoring as part of your ordinary operations – new tech is making this easier

Think whether you can keep records as new schemes and initiatives roll out

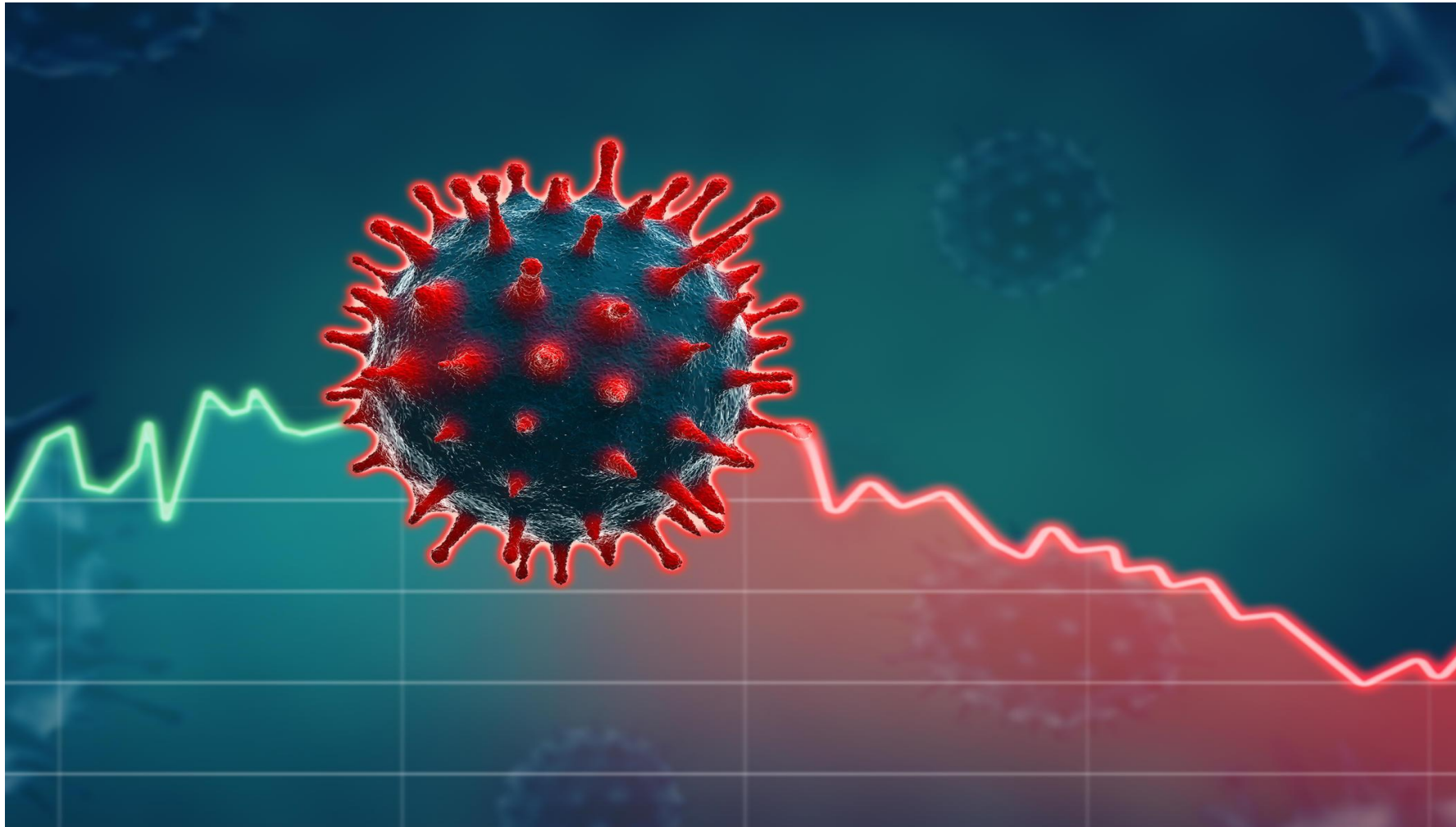
Thank you

Any questions?

Barbara Leach

barbara.leach@defra.gov.uk

Pandemic – Lessons Learned



APSE Blackpool - Covid
Performance Networks
December 2021

Fear of the unknown

March 2020

- The Unknown
- Staff – Supporting Front Line Staff
- New Ways of Working – Office and Front Line – working from home
- Reduced Services
- Continuation of services
- Stay at home – additional waste
- Additional work load – tonnage and tagging
- Isolation
- Residents – Love us or Loathe us

COVID clear outs

Important information regarding COVID19

Please help keep us all safe
Your bin crew needs you...



Helping us to help you

Our refuse and recycling teams are providing essential services to make sure your waste collections continue and that your waste is disposed of properly.

Everyone has a part to play in keeping waste collections running. To keep yourselves and our crews safe please...

- ✓ Wash your hands, before and after handling your bins or boxes
- ✓ Always disinfect your bin handles and lids before and after collection
- ✓ Cloths, wipes and gloves or any other personal protective equipment (PPE) that you use for cleaning should be bagged and placed in the general waste bin
- ✓ If you are showing any symptoms of COVID19 please double bag any waste such as used tissues and disposable cleaning equipment. Keep these bags aside for at least 72 hours before putting into your black bin.



If you are producing additional recycling and refuse during this period...



The Shared Service can provide additional free of charge recycling wheeled bins. In Corby additional food caddies are also available free of charge. These can be ordered online by your council website or by contacting your local customer service team.

Kettering residents 01536 410 333

Corby residents customer.first@corby.gov.uk

A **contact free** delivery is available for recycling bins. Please be aware there may be a small delay in receiving your bins.



⊗ Please do not ...

- Do not put tissues or any personal protective equipment (PPE) in your recycling bins or boxes - there are people sorting your waste, please respect their health and safety
- Do not present any additional bags of refuse next to your black bin during this time for the safety of our staff. We are unable to collect any rubbish that is not in the bin.

Corby and Kettering Shared service have a strict no side waste policy. We are committed to the safe of our collection crews and reducing the amount of waste going to landfill. The best way to reduce a household waste is to recycle as much as possible. If you are recycling as much as possible and can cope with your one black wheeled bin, you can hire an additional 180L refuse bin long or short term £20.15 a quarter which is payable in advance.

Please contact: 01536 534 462 or commercialwasteadmin@kettering.gov.uk for further information.

If you are using this time to have a clear out at home, if at all practicable, please store your waste at home for as long as possible if it is safe to do so. The Household Waste and Recycling Centres are now open across the County, please check Northamptonshire County Council's website for full opening hours. Please do not arrive before the scheduled opening time. Vehicles queuing in advance of the sites opening may obstruct approach roads. Police are monitoring the queues and you may be asked to return to the site at a different time. You should bring a document (e.g. a bill that displays your name and address which must be shown to site staff if requested).

You should not be using the HWRC if you are self isolating or if you or any other member of your household have COVID-19 symptoms.

Please check Northamptonshire County Council's website before visiting your local HWRC. Alternatively if you are having a clear out of larger items such as furniture and larger electrical items you can arrange for a bulk collection from Corby and Kettering Shared Service up to 200 household items for a nominal charge, please contact your local Borough Council if you would like to arrange this. Alternatively, some skip hire companies are still providing their services, please contact them directly for a quote.

We kindly remind all residents that tissues MUST be placed in tied bags in their black general waste bins. Failure to do so may result in non collection of your bin - this will need to be remedied before your next scheduled collection in order for your bin to be emptied.

All bins must be presented by 6:30am on the morning of collection. Refuse collection crews will not take any side waste presented with your black bin for their safety.

Councils contact details: Corby customer.first@corby.gov.uk | Kettering 01536 410333

Further information on your refuse and recycling service - www.corby.gov.uk/recycling
www.kettering.gov.uk/rubbishwasteandrecycling




North Northamptonshire Council

COVID collecting waste – delivering the message



Messages of Love



The New Way of Working

Covid will be with us for many years

- Conform to the norm – is this the how things will be?
- Current – Adapted ways of working – How long?
- Funding – can we continue to maintain service standards with the budgets we have?
- Increase costs – reduction in services?
- Will services have to be cut or reduced to be able to continue to fund e.g. Remove Green/Charge for Green
- Food Waste services for all 2023 – funding!
- Could your service support another lockdown?

Jabbed or Not to be Jabbed???

- Global overview – 14th November
- New Cases – The highest number reported – Germany 50% increase with most of Europe on the up.
- USA 8% increase - Opening up to UK Tourists from November.
- UK – New Cases currently 252,905 – similar to previous week – vaccination programme reported as going well.
- Will vaccinations become compulsory as Austria?
- Will employees need to prove they have been vaccinated to work?
- Will the vaccination passport become mandatory/exceptions?
- Will isolation continually be funded by companies if employees not vaccinated?

COVID THE AFTERMATH

Your Thoughts



Dela Moreland

Waste Collection and Recycling Manager
email:delyene.moreland@northnorthants.gov.uk

Doug Sharp

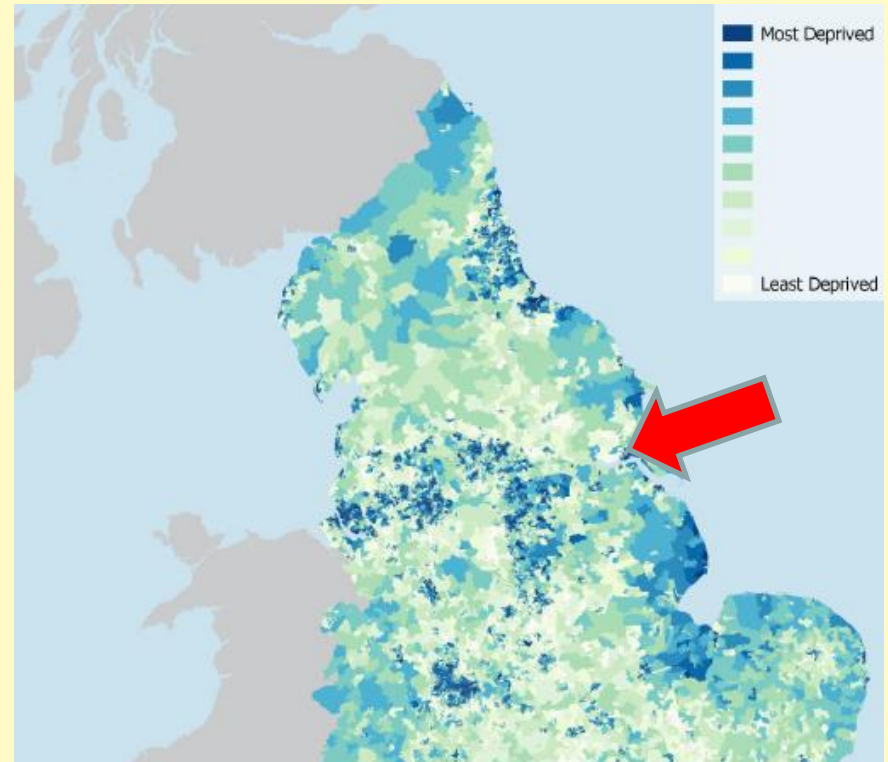
Head of Waste Management & Street Cleansing - Hull City Council

The challenge....

- How do we improve recycling and reduce contamination?
- Will the government strategy deliver a 65% recycling target?
- What else can we do to achieve it?

A bit about Hull

- Unitary authority
- Ranked 4th highest for levels of deprivation
- Population 260,000
- 123,000 households
- NI 192 48.1%



Hull – A mini case study

Black

- ✓ Residual

Brown

- ✓ Kitchen waste
- ✓ Garden waste

Blue

- ✓ Paper
- ✓ Cardboard
- ✓ Plastic bottles, tubs & trays
- ✓ Glass bottles & jars
- ✓ Cans
- ✓ Drinks cartons



AWC – Blue & Brown together and all collected on the same day of the week

How we improved quality

Quality is more than contamination rates.

The materials need to be:

- ✓ Free of contamination
- ✓ Clean
- ✓ Dry
- ✓ Loose
- ✓ Not over compacted



Quality Improvement Project

Vehicle alterations to reduce water ingress

- ✓ Modification to drainage holes and channels
- ✓ Increased vehicle cleaning
- ✓ Hopper valves left open when vehicle parked in yard

Quality Improvement Project

Vehicle alterations to reduce compaction

- ✓ Ejector back pressure reduced
- ✓ Automatic cut-off switch added to bulkhead which stops the compaction
- ✓ This wasn't a quick fix as buy-in needed from operations and fleet colleagues.
- ✓ Result is more balanced and quality loads.

Quality Improvement Project

Changes to crew procedures

- ✓ Change to dedicated recycling crews
- ✓ Use of Bartec in-cab technology to report contamination.
- ✓ Weekly deep clean of vehicle
- ✓ Increased crew briefings

Quality Improvement Project

Changes to transfer station procedures

- ✓ All loads graded A-E
- ✓ All loads must be spread out when tipped
- ✓ Grossly contaminated loads re-classified as 'downgrade'
- ✓ Transfer station operator must pick each load for up to 10 minutes
- ✓ Visible presence at transfer station

Quality Improvement Project

3 strikes and you're out!!!

- ✓ In first 6 months of project 750 warning letters issued every week (now 100/week)
- ✓ 2 warning letters followed by bin removal
- ✓ 5,000 blue recycling bins removed (now 20/week)
- ✓ Declaration form to reinstate bins – only 20% returned
- ✓ Political support

Quality Improvement Project

Education & behavioural change

- ✓ Changed to negative messaging
- ✓ Annual pack & collection calendar
- ✓ Bin stickers
- ✓ Knowledge is high – 87% of residents when asked got 100% of the ‘Which Bin’ quiz correct
- ✓ Knowledge does not match behaviour

MRF Quality samples

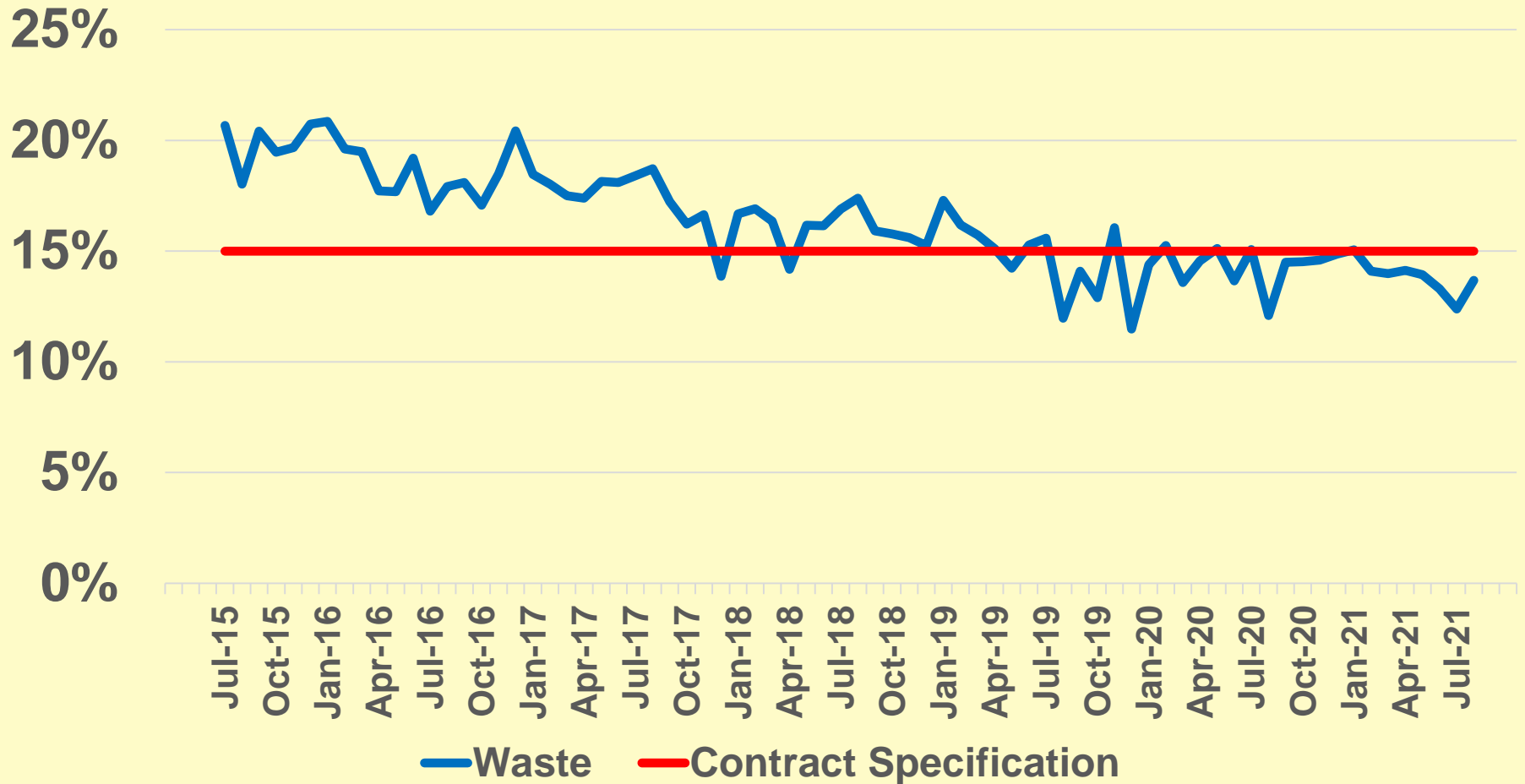
	Total Target	Total Non-Target	Total Waste
03-Sep	86.33%	1.43%	12.24%
03-Sep	85.18%	1.89%	12.93%
03-Sep	86.28%	0.34%	13.38%
09-Sep	85.92%	0.36%	13.72%
09-Sep	86.12%	0.54%	13.34%
09-Sep	86.43%	0.83%	12.74%
10-Sep	86.02%	0.69%	13.29%
17-Sep	87.87%	0.36%	11.77%
17-Sep	85.46%	1.00%	13.54%
17-Sep	85.19%	1.09%	13.72%
22-Sep	85.66%	0.73%	13.61%
22-Sep	84.86%	0.91%	14.23%
22-Sep	85.87%	0.48%	13.66%
24-Sep	85.50%	1.15%	13.36%
29-Sep	86.59%	0.29%	13.12%
30-Sep	85.30%	1.24%	13.46%
30-Sep	85.93%	1.46%	12.62%

Target – Paper, card, cartons, plastic bottles & tubs, cans, glass, carrier bags

Non-target – Wood, hard plastics, other polythene, scrap metal, WEEE, rubble

Waste – Includes textiles and miscellaneous non recyclable

Contamination Rates 2015-2021



Quality Improvement Project

WAIT!
Have you **Bin Smart** Today?



NO BAGGED WASTE
(All recycling should be kept loose)

NO NAPPIES

NO FOOD WASTE

NO CLOTHES or TEXTILES

If you place these items in this bin we won't be able to empty it.

Hull City Council 

KEEP IT OUT OF THE BLUE BINS

-  **NO BAGGED WASTE**
(This includes carrier bags, black bin bags and other bin bags)
-  **NO FOOD WASTE**
-  **NO NAPPIES**
-  **NO CLOTHES or TEXTILES**



Putting the wrong things in the Blue Bin costs Hull over £500,000 each year.

If you put the wrong things in the bin, we won't be able to empty it.
Be Bin Smart. Get Recycling Right.

Have you **Bin Smart** Today?

Hull City Council  #LoveHullWasteLitter 

Hull Residual Waste Composition

WASTE MATERIALS (% BY WEIGHT)	ACORN 3H	ACORN 4L	ACORN 5O	ACORN 5P	AVERAGE
PAPER	4.12%	7.75%	7.42%	3.31%	6.19%
CARD	4.92%	4.23%	5.18%	3.44%	4.55%
PLASTIC FILM	6.86%	8.32%	5.12%	6.12%	6.34%
DENSE PLASTIC	6.27%	3.88%	8.66%	9.99%	7.44%
TEXTILES	3.93%	6.44%	6.45%	9.41%	6.71%
MISC COMBUSTIBLES	20.72%	20.69%	24.85%	12.74%	20.76%
INERTS	1.43%	6.28%	0.33%	0.25%	1.91%
GLASS	1.36%	1.61%	4.92%	0.85%	2.78%
FERROUS METAL	6.13%	0.80%	2.29%	2.02%	2.41%
NON-FERROUS METAL	1.26%	1.86%	1.00%	1.00%	1.24%
GARDEN WASTE	12.73%	7.90%	0.16%	14.94%	6.83%
PUTRESCIBLES	26.80%	29.78%	33.28%	33.54%	31.59%
FINES	0.34%	0.42%	0.23%	0.29%	0.31%
HHW	0.93%	0.05%	0.11%	2.02%	0.61%
WEEE	2.20%	0.00%	0.00%	0.09%	0.32%
TOTAL	100.00%	100.00%	100.00%	100.00%	100.00%


Context

- Compulsory weekly food waste collection
- Compulsory garden waste collection?
- Minimum requirements/consistency for dry recyclables
- TEEP for commingling
- Commercial recycling
- Deposit Return Scheme
- Producer responsibility
- More cash for local authorities??

So what else will your authority consider?

- HWRC diversion – Carpets, mattresses, bag sorting?
- Mechanical sorting/MBT?
- Commingling vs Source segregation?
- Kerbside WEEE, textiles, mixed plastics collections?
- Commercial recycling?
- Increased collection frequencies?
- Flat recycling provision?
- Communal recycling facilities?
- Education/communications/behavioural change?
- Enforcement?
- Incentives?

**Be part of the conversation!
Follow APSE on Twitter and LinkedIn**



@apseevents
#apsePN



**@APSE - Association for
Public Service Excellence**

APSE Performance networks seminar 2021

Workshop F

Refuse Collection

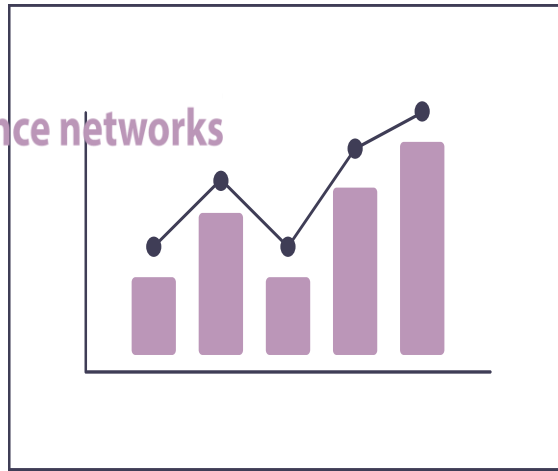
Welcome

Today's facilitators and presenters are:

Abi Ademiluyi, Principal Advisor, APSE and
Peter Kirkbride, APSE Associate



performance networks

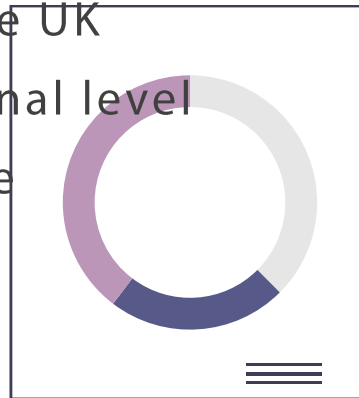


Key messages

Leading performance management tool
for local government in the UK

Well-recognised at a national level

Progressive and responsive



Post-COVID World

Climate Change

Digitalisation

Start

Data

Evidence

Knowledge

Information

End

Performance



- Climate change data

Refuse collection

% of authorities where the service is engaged in carbon reduction strategies/actions:

Refuse collection 70%

<u>Number of vehicles using each type of fuel (as full time equivalent)</u>	
Diesel	DIESE
Compressed natural gas	CNGAS
LPG	LPGAS
Electric	ELECT
Hybrid	HYBRI
Petrol	PETRO

Climate Emergency

Has your council declared a climate emergency?	CLMEM
Has your service been engaged in any of the following:	
i. Carbon reduction strategies / actions?	CLMCR
ii. Ecological emergency actions?	CLMEE

Waste Dataflow data on recycling tonnages – not publicly available yet for 2020-21.

Impact of Covid-19 on Refuse Collection Services 2020-2021

Section One

Service

Suspensions

Section Two

Other

Performance

Measures

Residual Collections

Service Suspensions

2 councils suspended for 1 week
(weather related reasons)

Trade Waste and Trade Waste Recycling

Service Suspensions

2 councils suspended for
weather related reasons

Collections Suspended

Mainly due to planned suspensions and temporary outbreak suspensions



Collections Suspended

Mainly due to planned suspensions and temporary outbreak suspensions



When authorities were asked
if they had
suspended any services?

69% replied YES

Other Performance Indicators Percentage Change

PI 04d trade waste contracts (all)



Other Performance Indicators Percentage Change

PI 41a total annual income



Other Performance Indicators Percentage Change

PI 41b income from recycling



Other Performance Indicators Percentage Change

PI 45a net operational expenditure



Other Performance Indicators Percentage Change

PI 46a number operational vehicles



Other Performance Indicators

PI 40a PPE and other covid related expenditure as percentage of total expenditure – 5%

PI 42a Agency/temporary/casual staff costs as percentage of total staff costs – 12%

PI 42b Agency/temporary/casual staff costs as percentage of total expenditure – 5%

Average days lost as a result of Covid positive test (self isolating) up to 10 days, Track and Trace/Advisory self isolation, quarantine

Business closure 1211 equivalent 0.66 full time staff number lost

Advisory shielding 358 equivalent 0.20 full time staff number lost

Finally

No councils furloughed staff

(The data is currently undergoing validation and therefore may change
when the reports are produced)

Contact details

Peter Kirkbride

APSE Associate

Association for Public Service Excellence

2nd floor Washbrook House, Lancastrian Office Centre, Talbot Road,
Old Trafford, Manchester M32 0FP.

telephone: 0161 772 1810

web: www.apse.org.uk



GB 11409



GB 11132



GB 14074

- Tea/Coffee Break

Update on Environment Bill

On the 9th of November parliament passed the Environment Bill, making the legislation UK law.

Now the bill has been passed by parliament, the environment act will have the ability to deliver an ambitious environmental programme.

Ministers now have the power to introduce a range of waste reforms,

- Extended Producer Responsibility (EPR),
- Consistent Collections and
- Deposit Return Scheme (DRS).

Challenges of implementing the Government's proposals from a Local authority perspective??

What are you doing in your authority?

- Open discussion forum
 - Effect of ultra-low emissions/ decarbonising the vehicles
 - Driver shortages
 - Future Developments
 - Issues to be addressed at future meetings

- Action plan

Thank you

Good luck in tonight's awards!

Keep performing!

NEW MUNICIPALISM

Delivering for local people and local economies

Contact details

Abi Ademiluyi, Principal Advisor

Email: email@address.org.uk

Association for Public Service Excellence

2nd floor Washbrook House, Lancastrian Office Centre, Talbot Road,
Old Trafford, Manchester M32 0FP.

telephone: 0161 772 1810

web: www.apse.org.uk



GB 11409



GB 11132



GB 14074

Impact of Covid-19 on Refuse Collection Services 2020-2021

Section One

Service

Suspensions

Section Two

Other

Performance

Measures

Residual Collections

Service Suspensions

2 councils suspended for 1 week
(weather related reasons)


Trade Waste and Trade Waste Recycling

Service Suspensions

2 councils suspended for
weather related reasons

Collections Suspended

Mainly due to planned suspensions and temporary outbreak suspensions



Collections Suspended

Mainly due to planned suspensions and temporary outbreak suspensions



When authorities were asked
if they had
suspended any services?

69% replied YES

Other Performance Indicators Percentage Change

PI 04d trade waste contracts (all)



Other Performance Indicators Percentage Change

PI 41a total annual income



Other Performance Indicators Percentage Change

PI 41b income from recycling



Other Performance Indicators Percentage Change

PI 45a net operational expenditure



Other Performance Indicators Percentage Change

PI 46a number operational vehicles



Other Performance Indicators

PI 40a PPE and other covid related expenditure as percentage of total expenditure – 5%

PI 42a Agency/temporary/casual staff costs as percentage of total staff costs – 12%

PI 42b Agency/temporary/casual staff costs as percentage of total expenditure – 5%

Average days lost as a result of Covid positive test (self isolating) up to 10 days, Track and Trace/Advisory self isolation, quarantine

Business closure 1211 equivalent 0.66 full time staff number lost

Advisory shielding 358 equivalent 0.20 full time staff number lost

Finally

No councils furloughed staff

(The data is currently undergoing validation and therefore may change when the reports are produced)

Contact details

Peter Kirkbride

APSE Associate

Association for Public Service Excellence

2nd floor Washbrook House, Lancastrian Office Centre, Talbot Road,
Old Trafford, Manchester M32 0FP.

telephone: 0161 772 1810

web: www.apse.org.uk



GB 11409



GB 11132



GB 14074