

IMPROVING THE QUALITY OF RECYCLING AND REDUCING RESIDUAL WASTE – WHAT IS THE EVIDENCE TELLING US?

Ruth Hunter– Local Authority Technical Consultant

29th June 2023



wrap



Environment Act 2021

Amendments to section 45 of the 1990 Environmental Protection Act

- **Recyclable household waste must be collected separately from other household waste and must be collected for recycling or composting**
- **Recyclable household waste in each recyclable waste stream must be collected separately, except where:**
 - it is not technically or economically practicable to collect separately
 - collecting recyclable waste streams separately has no significant environmental benefit
- **Recyclable waste streams are—**
 - (a) glass;
 - (b) metal;
 - (c) plastic;
 - (d) paper and card;
 - (e) food waste;
 - (f) garden waste
- **Recyclable household waste within streams (a) to (d) may not be collected together with streams (e) or (f).**
- **Recyclable household waste which is food waste must be collected at least once a week.**



Environment Act 2021

Amendments to section 45 EPA

Gives the Secretary of State the power to:

- **add further recyclable waste streams.**
- **make provision about the extent to which recyclable household waste in any of those waste streams may or may not be collected together with recyclable household waste in another recyclable waste stream.**
- **Issue guidance about the duties imposed by (the amendments to) Section 45**



Environment Act 2021

Statutory guidance and Minimum service standards

- **The circumstances in which it may not be technically or economically practicable to collect recyclable waste streams separately, or in which separate collection may not have significant environmental benefit.**
- **The frequency with which household waste other than recyclable household waste which is food waste should be collected.**
- **Proposal to provide free garden waste collections.**



Environment Act 2021

Consistency – next steps

- DEFRA to issue its response to the 2021 consistency consultation comments and issue Draft Statutory Guidance, to include ‘commencement dates for separate food waste collections’.



- DEFRA issues its response to the Statutory Guidance consultation and parliamentary scrutiny commences (N.B. Statutory Guidance is ‘secondary legislation’ and needs to be laid before parliament before it can be enacted).



- Only once Statutory Guidance has been passed into law can the Section 31 letters (confirming the New Burdens payments) be issued.

THE ENVIRONMENTAL TARGETS (RESIDUAL WASTE) (ENGLAND) REGULATIONS 2023

- Reduction of residual waste (excluding major mineral wastes) on a kg per capita basis by 50% by 2042 from 2019 levels (574 kg)
- long-term target is that by the end of 31 December 2042 the total mass of residual waste for the calendar year 2042 does not exceed 287 kilograms per head of population in England

Collections hierarchy?

Multi-stream



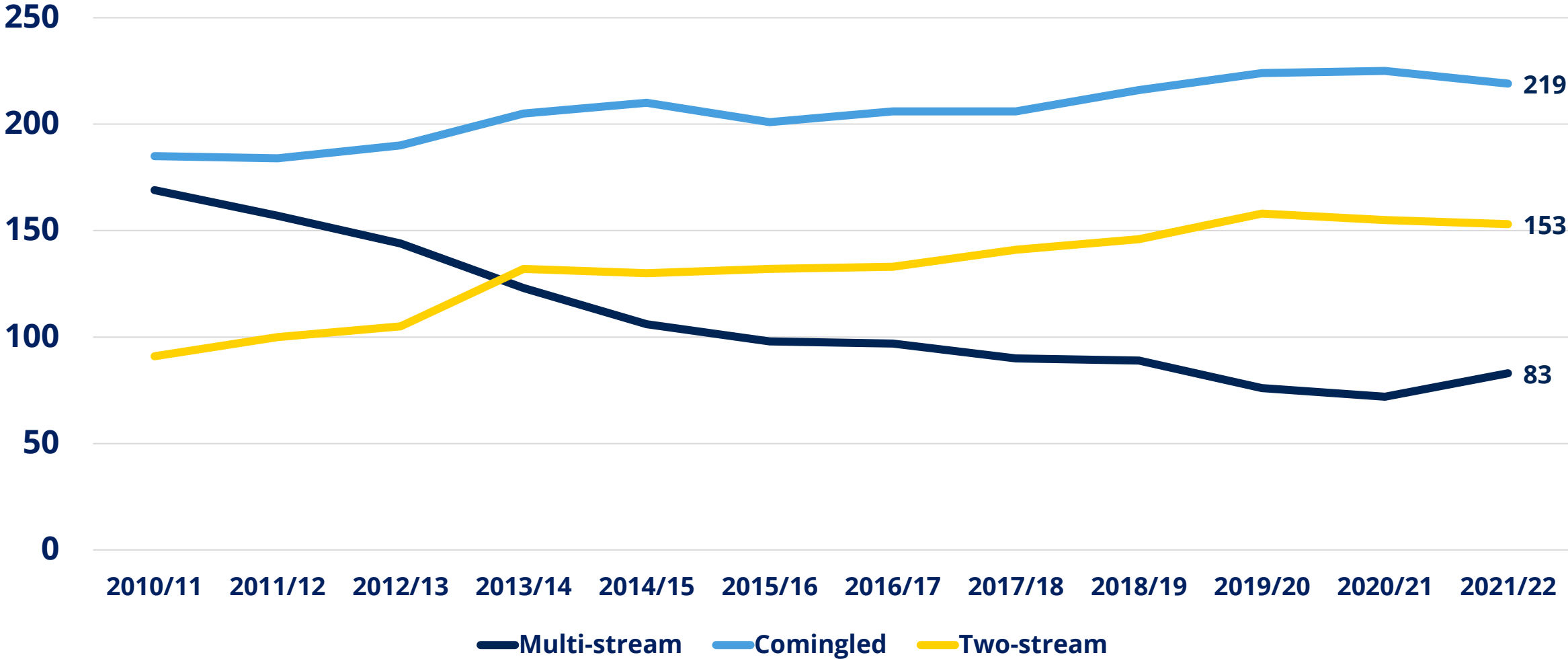
Two-stream



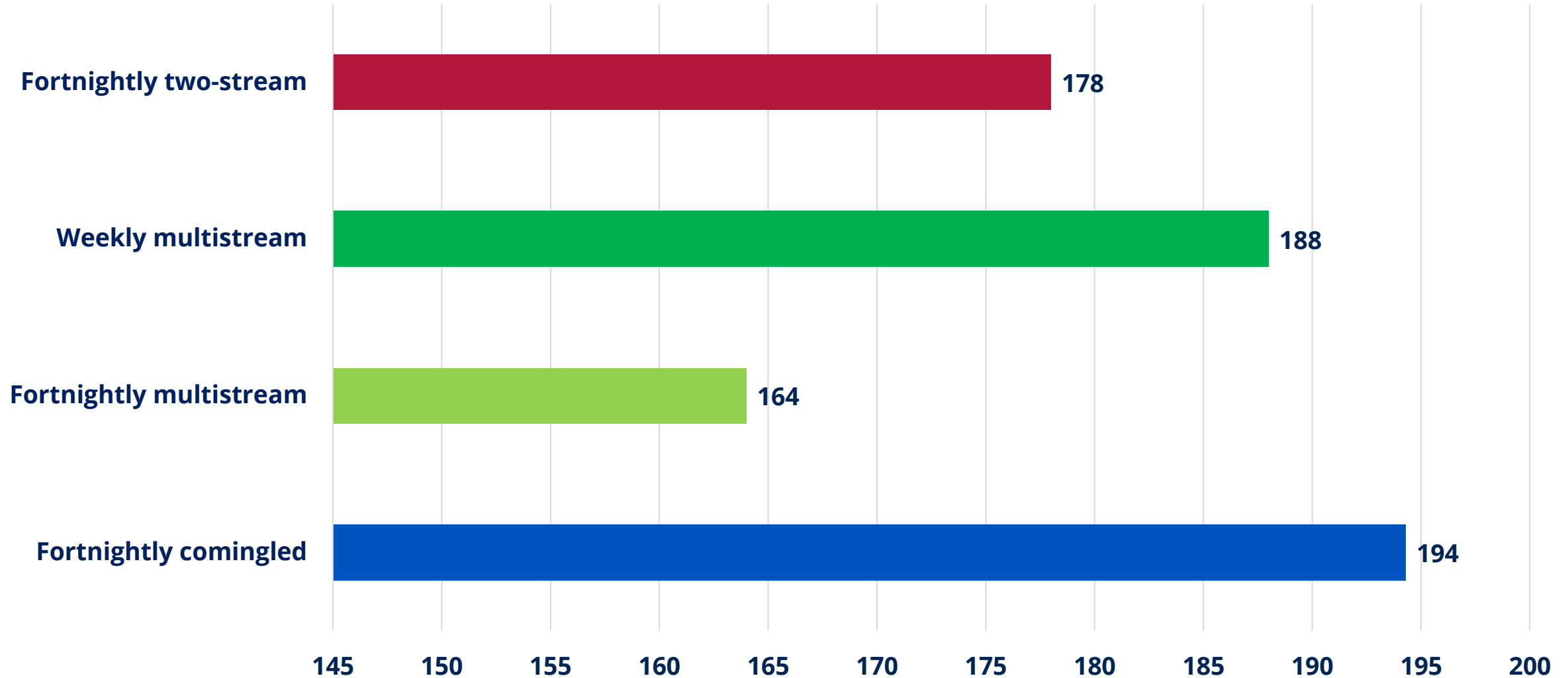
Comingled



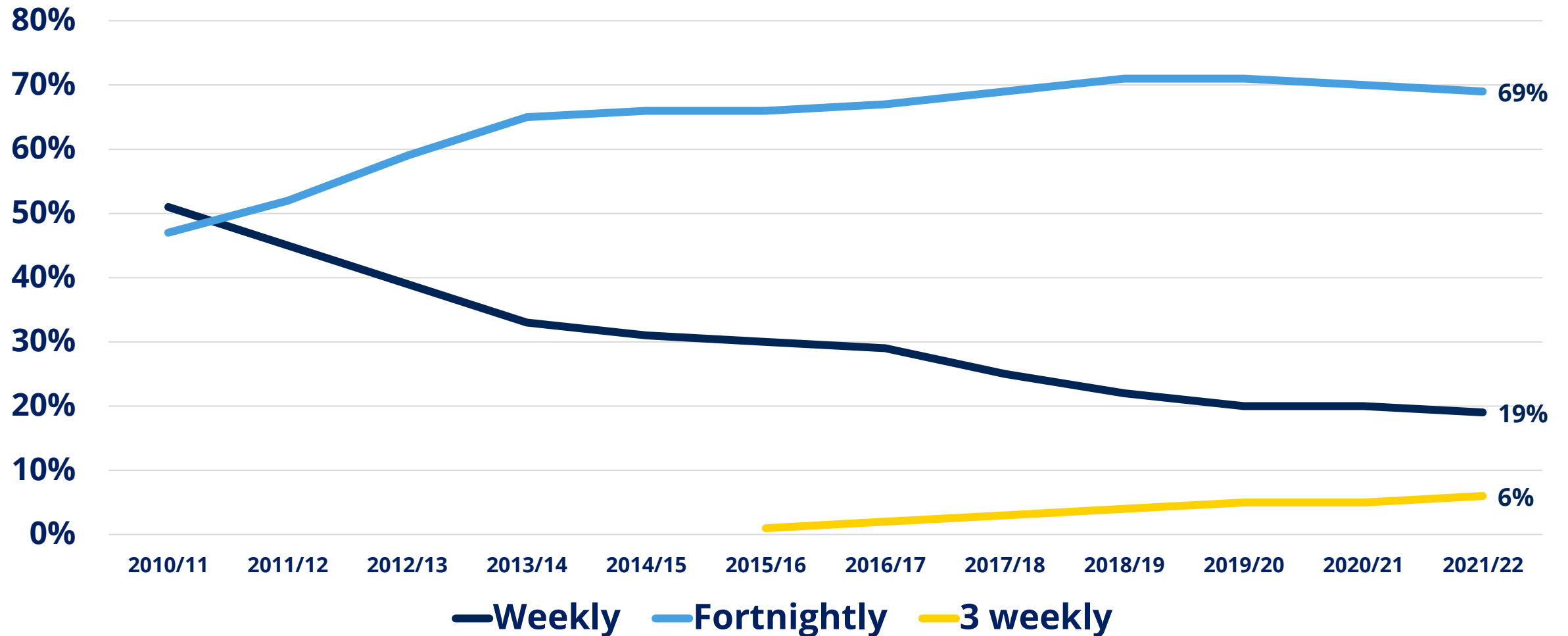
Kerbside Dry recycling collections - number of UK local authorities



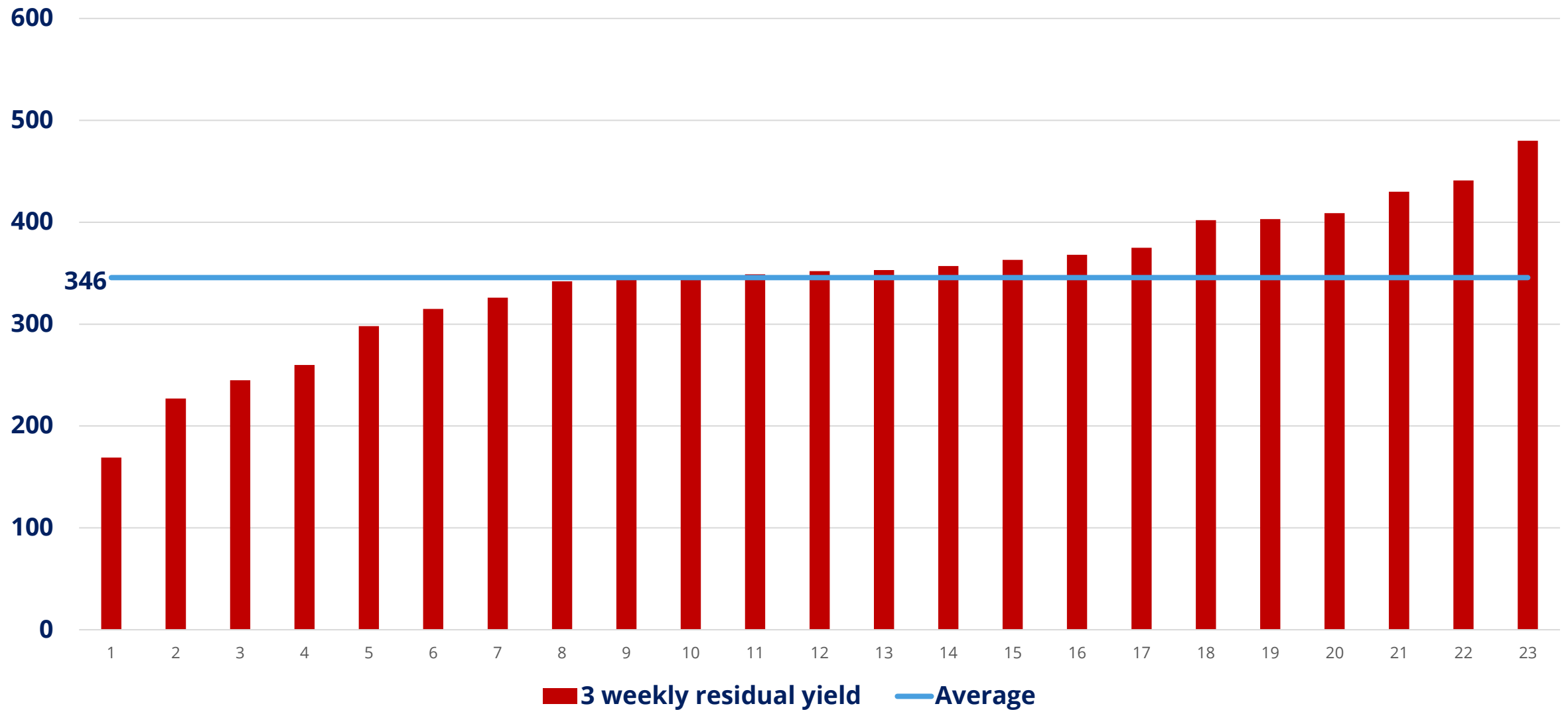
Comparison of median yields of dry recycling collection systems 2020/21 (kg/hh/year). N.B. excludes assumed contamination



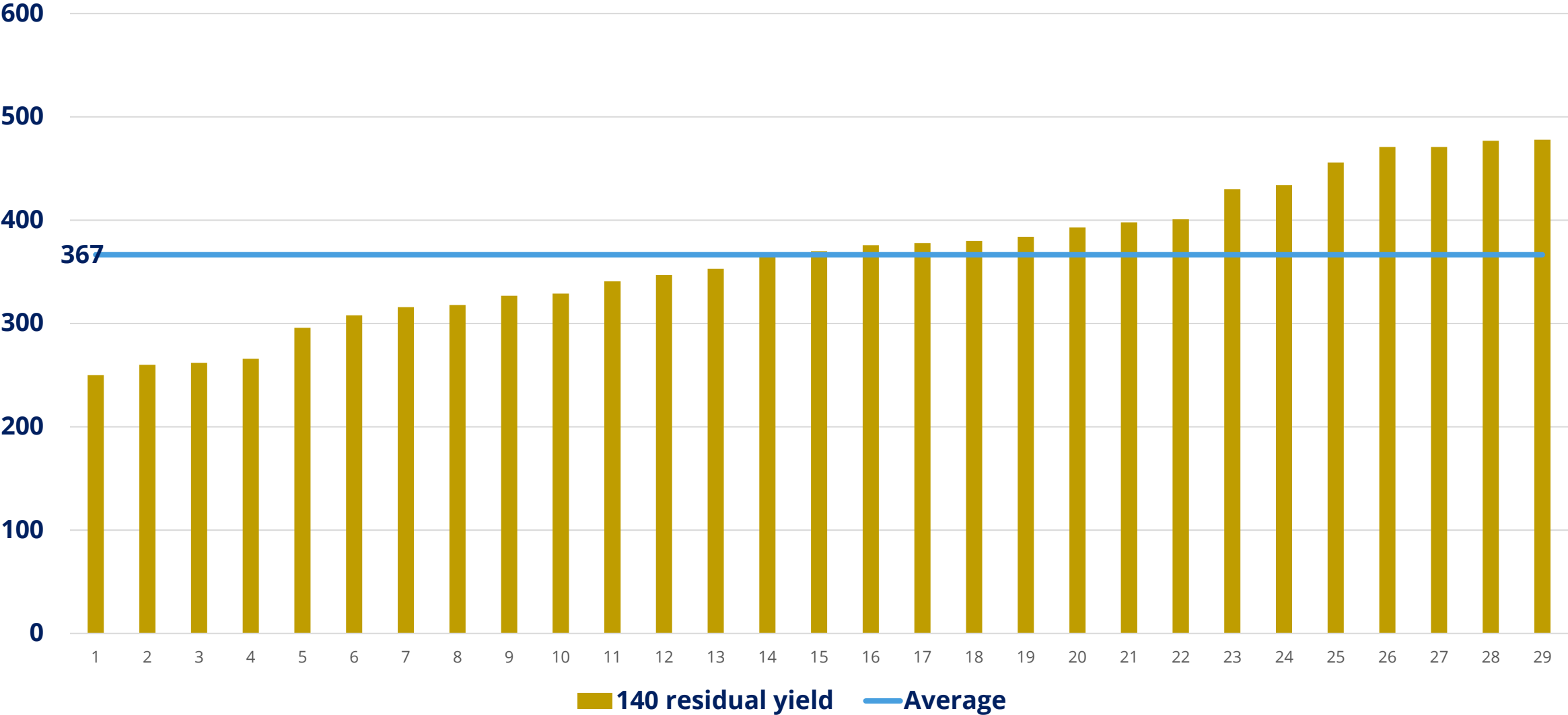
% UK households – frequency of residual waste collections



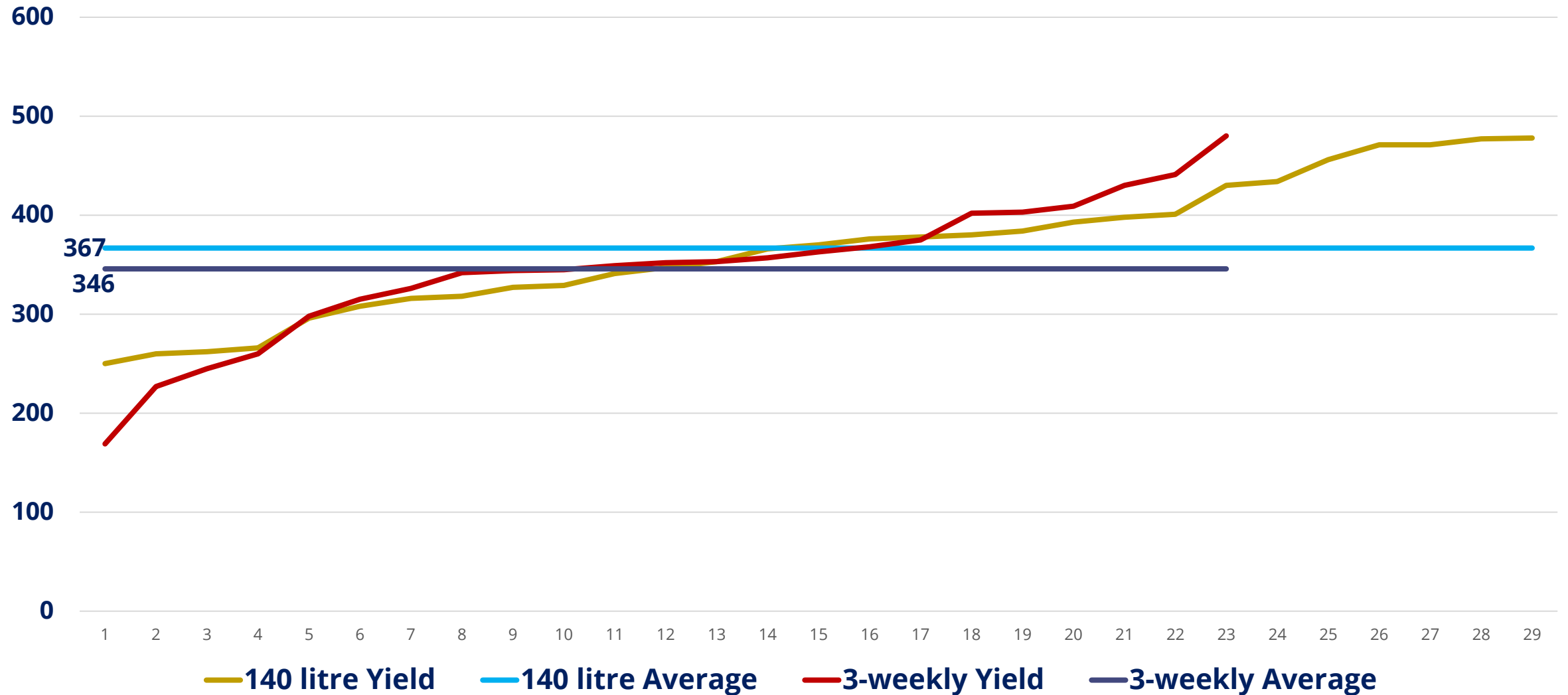
3-weekly residual waste yields 2020/21 (kg/hh/year)



140 litre bin residual waste yields 2020/21 (kg/hh/year)



3-weekly residual and 140 litre bin comparison of 2020/21 yields (kg/hh/year)



Impact of residual waste restrictions in Wales

Change	Dry	Separate food	Residual	Overall reduction *
3 weekly residual	+10%	+20%	-19%	-18%
Fortnightly with restricted volume	+15%	+25%	-24%	-15%

* Overall reduction in household waste, including HWRC

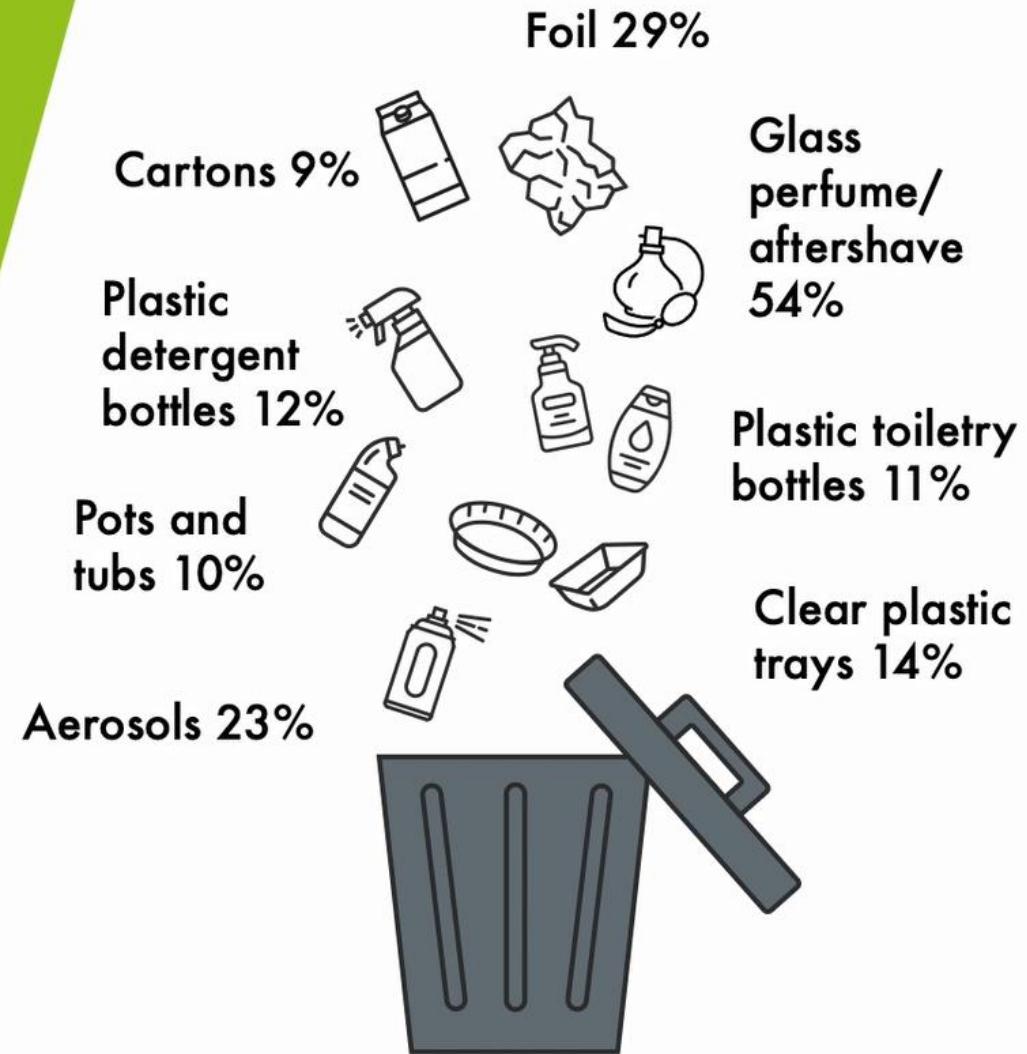
RECYCLING TRACKER AUTUMN 2022

Recycling is a normalised behaviour - 89% of UK citizens regularly recycle



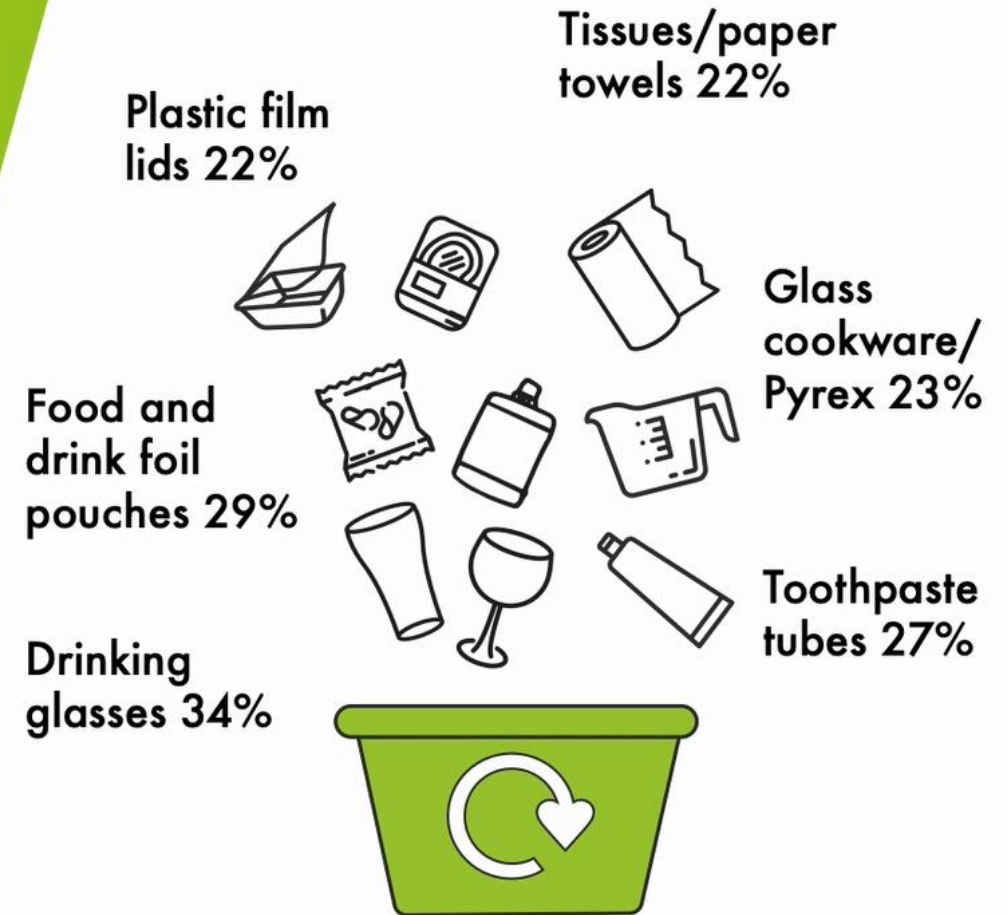
Over half (54%) miss opportunities to recycle common items

Increasing to 81% if items from around the home are included, e.g. glass perfume/aftershave bottles



* Percentage who dispose of this item in the general rubbish when collected for recycling

Just over **four in five**
(83%) dispose of an
item in the recycling
that is not accepted



* Percentage who dispose of this item in the kerbside recycling when it is not collected for recycling

On average, UK citizens dispose of **5.6 items** incorrectly...

A significant improvement since 2021 (6.2 items)

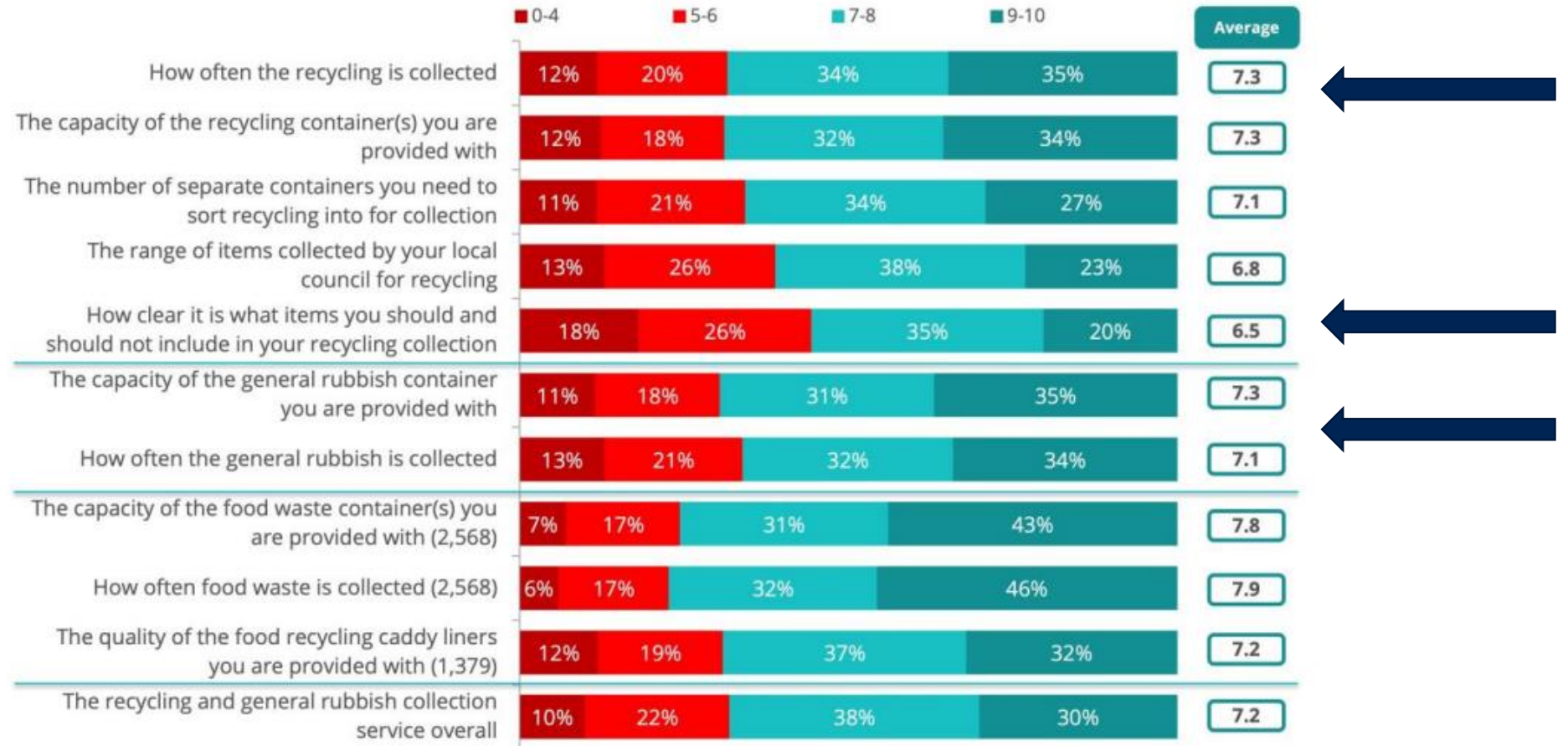


- The following groups have the most scope to improve: men, 18-34s, those with younger children at home, those renting and those in urban areas
- Recycling performance is strongest in Welsh 'Blueprint' authorities and Southern England

Figure 5. Satisfaction with aspects of the waste and recycling services

Q. Please rate your recycling and waste collection on a scale from 0-10 on the following aspects?

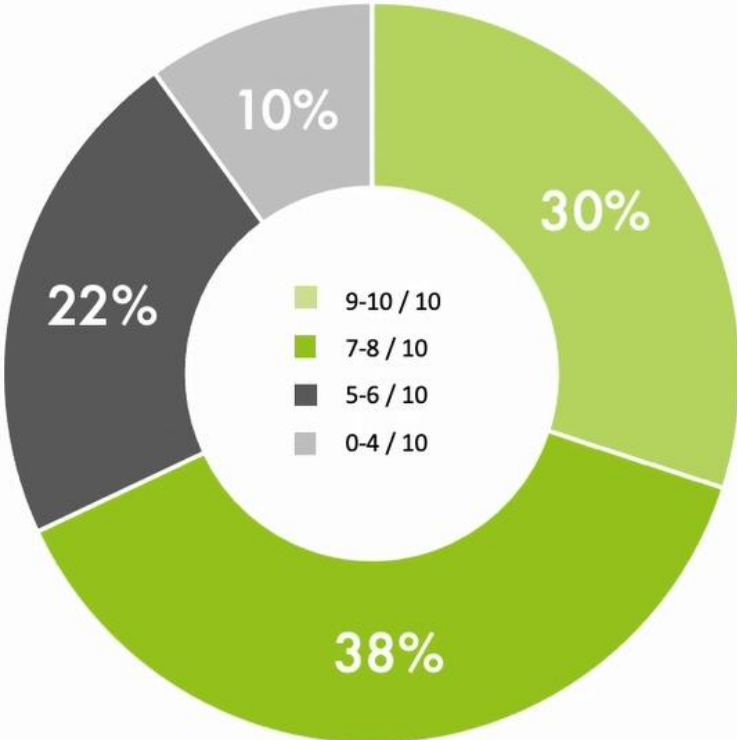
Base: 5,251 UK adults with responsibility for dealing with the rubbish and recycling. November 2022



CITIZEN SATISFACTION

Two in three (**68%**) UK citizens rate their overall recycling and waste service seven or more out of ten

Satisfaction is higher in Wales and Northern Ireland, among those with a food recycling collection and those with a weekly collection of recycling



Local Authority Support Team



Sue Reed



Mike Gardner



Sally Wilson



Debbie Nesbitt



Ruth Hunter



Andrew Dunstone

la.support@wrap.org.uk

wrap.org.uk/local-authorities