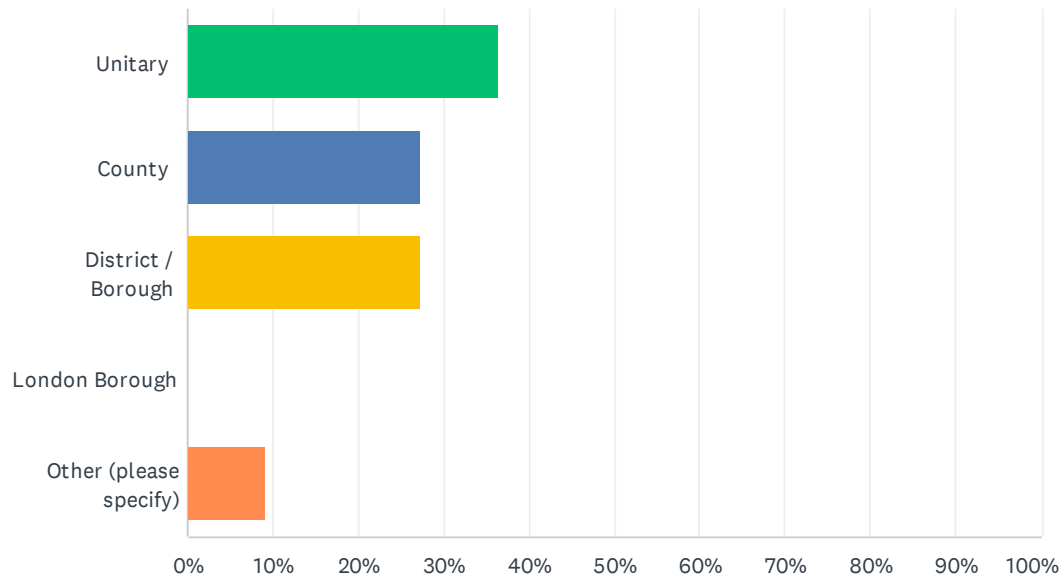


## Q1 What type of authority is your main employer / client?

Answered: 11 Skipped: 0



| ANSWER CHOICES         | RESPONSES |           |
|------------------------|-----------|-----------|
| Unitary                | 36.36%    | 4         |
| County                 | 27.27%    | 3         |
| District / Borough     | 27.27%    | 3         |
| London Borough         | 0.00%     | 0         |
| Other (please specify) | 9.09%     | 1         |
| <b>TOTAL</b>           |           | <b>11</b> |

## Q2 Where in the UK do you work?

Answered: 11 Skipped: 0

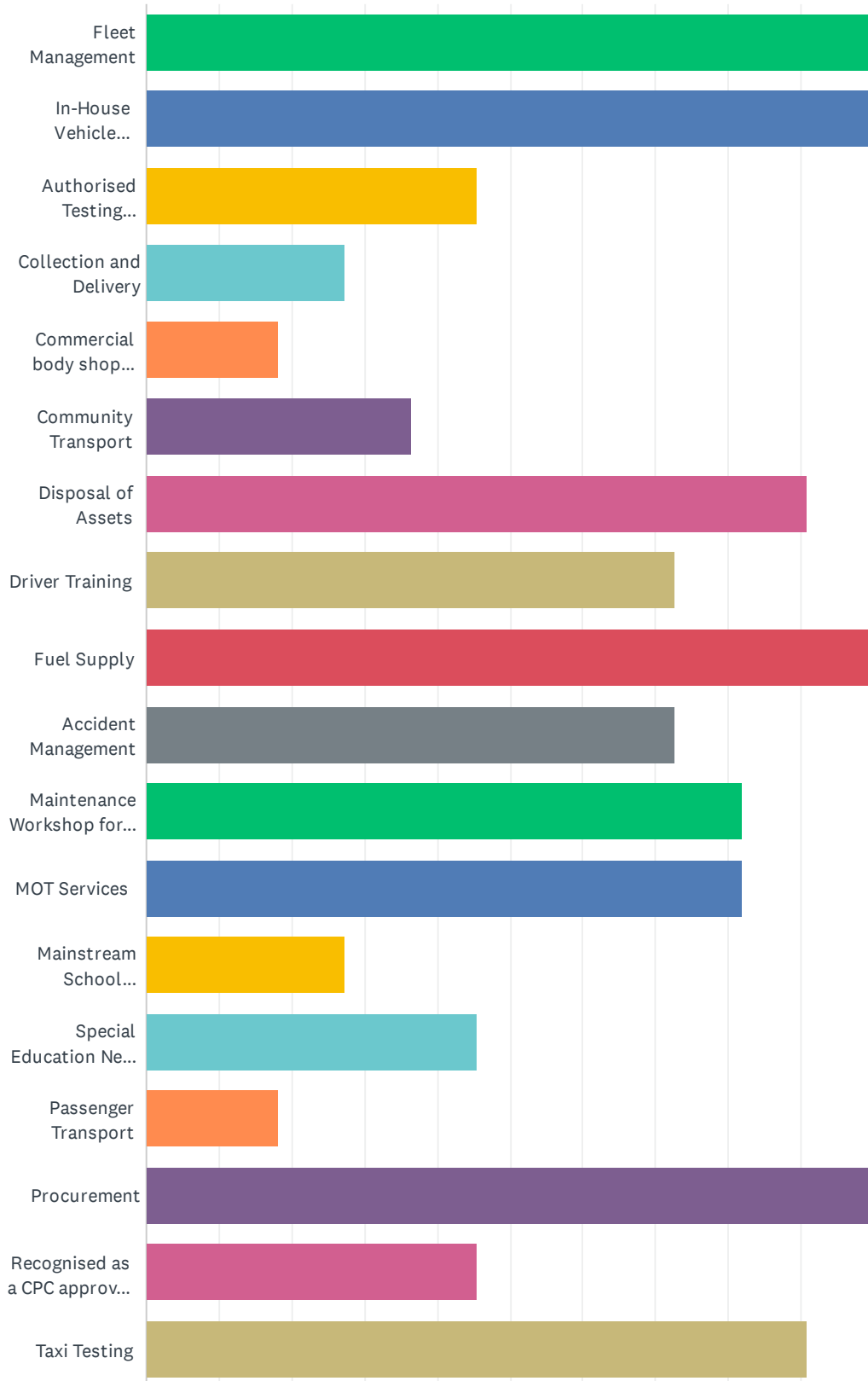


Transport - State of the Market Survey - 2022

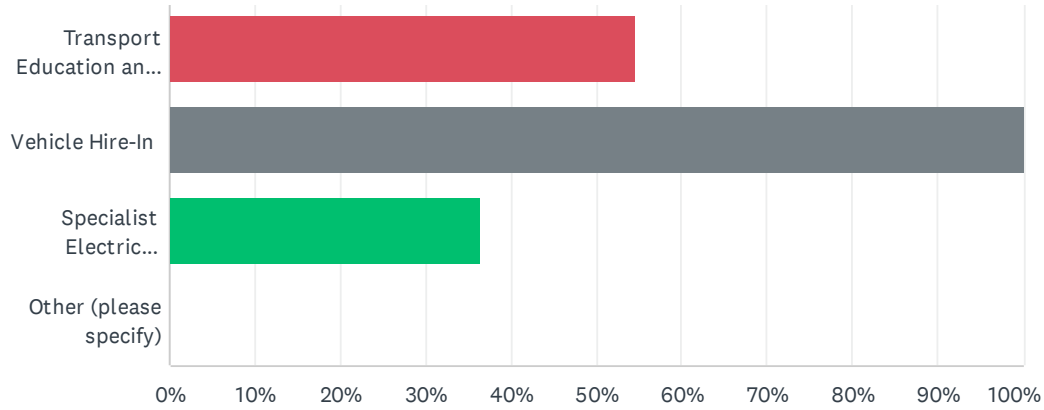
| ANSWER CHOICES         | RESPONSES |           |
|------------------------|-----------|-----------|
| East Midlands          | 0.00%     | 0         |
| East of England        | 0.00%     | 0         |
| Greater London         | 0.00%     | 0         |
| North East             | 0.00%     | 0         |
| North West             | 0.00%     | 0         |
| Northern Ireland       | 0.00%     | 0         |
| Scotland               | 100.00%   | 11        |
| South East             | 0.00%     | 0         |
| South West             | 0.00%     | 0         |
| Wales                  | 0.00%     | 0         |
| West Midlands          | 0.00%     | 0         |
| Yorkshire & the Humber | 0.00%     | 0         |
| <b>TOTAL</b>           |           | <b>11</b> |

### Q3 Which of the following services does your Transport section provide? (Please tick all that apply)

Answered: 11 Skipped: 0



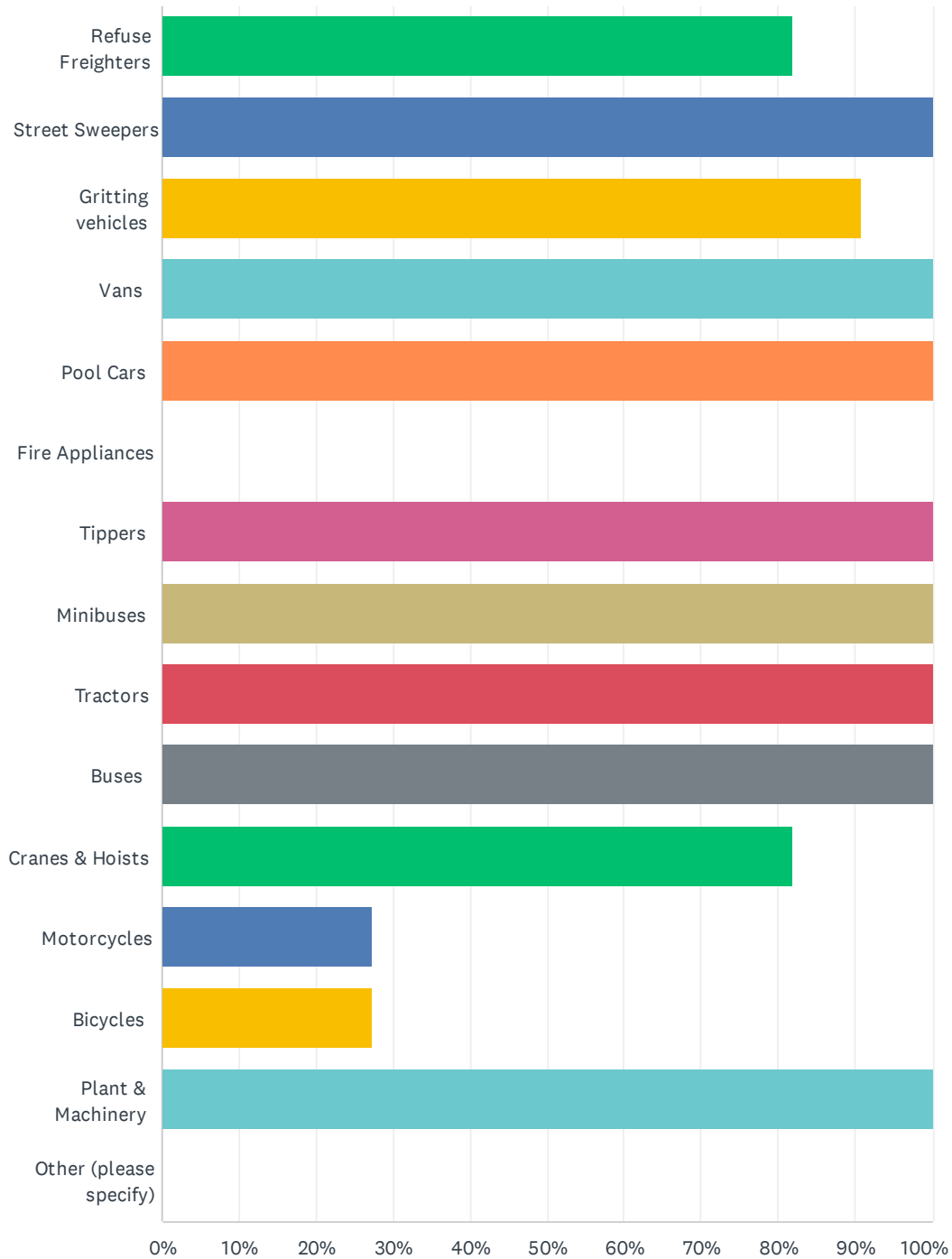
## Transport - State of the Market Survey - 2022



| ANSWER CHOICES  | RESPONSES |    |
|---|-----------|----|
| Fleet Management  | 100.00%   | 11 |
| In-House Vehicle Maintenance                            | 100.00%   | 11 |
| Authorised Testing Facility for VOSA testing            | 45.45%    | 5  |
| Collection and Delivery                                 | 27.27%    | 3  |
| Commercial body shop facility                           | 18.18%    | 2  |
| Community Transport                                     | 36.36%    | 4  |
| Disposal of Assets                                      | 90.91%    | 10 |
| Driver Training   | 72.73%    | 8  |
| Fuel Supply   | 100.00%   | 11 |
| Accident Management                                     | 72.73%    | 8  |
| Maintenance Workshop for handheld/pedestrian equipment  | 81.82%    | 9  |
| MOT Services  | 81.82%    | 9  |
| Mainstream School Transport                             | 27.27%    | 3  |
| Special Education Needs & Disabilities (SEND) Transport | 45.45%    | 5  |
| Passenger Transport                                     | 18.18%    | 2  |
| Procurement   | 100.00%   | 11 |
| Recognised as a CPC approved training provider          | 45.45%    | 5  |
| Taxi Testing  | 90.91%    | 10 |
| Transport Education and Support                         | 54.55%    | 6  |
| Vehicle Hire-In   | 100.00%   | 11 |
| Specialist Electric Vehicle services                    | 36.36%    | 4  |
| Other (please specify)                                  | 0.00%     | 0  |
| <b>Total Respondents: 11</b>                            |           |    |

### Q4 Which types of vehicle do you maintain?(Tick all that apply)

Answered: 11 Skipped: 0

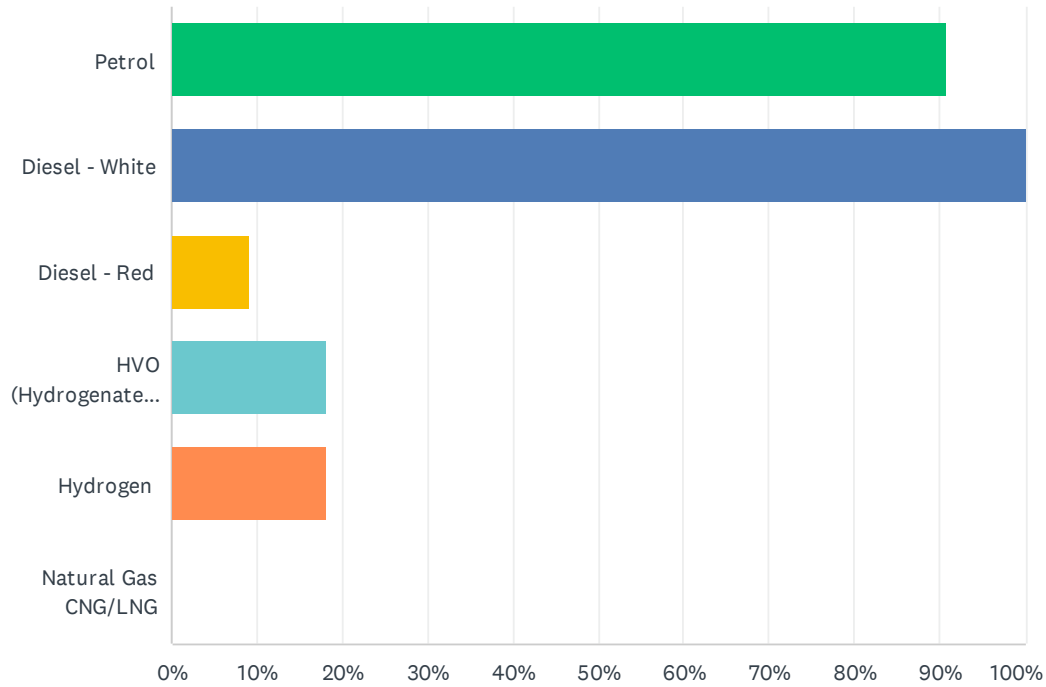


Transport - State of the Market Survey - 2022

| ANSWER CHOICES         | RESPONSES |    |
|------------------------|-----------|----|
| Refuse Freighters      | 81.82%    | 9  |
| Street Sweepers        | 100.00%   | 11 |
| Gritting vehicles      | 90.91%    | 10 |
| Vans                   | 100.00%   | 11 |
| Pool Cars              | 100.00%   | 11 |
| Fire Appliances        | 0.00%     | 0  |
| Tippers                | 100.00%   | 11 |
| Minibuses              | 100.00%   | 11 |
| Tractors               | 100.00%   | 11 |
| Buses                  | 100.00%   | 11 |
| Cranes & Hoists        | 81.82%    | 9  |
| Motorcycles            | 27.27%    | 3  |
| Bicycles               | 27.27%    | 3  |
| Plant & Machinery      | 100.00%   | 11 |
| Other (please specify) | 0.00%     | 0  |
| Total Respondents: 11  |           |    |

### Q5 Which of the following fuels do you currently use for fleet and plant? (Please tick all that apply)

Answered: 11 Skipped: 0

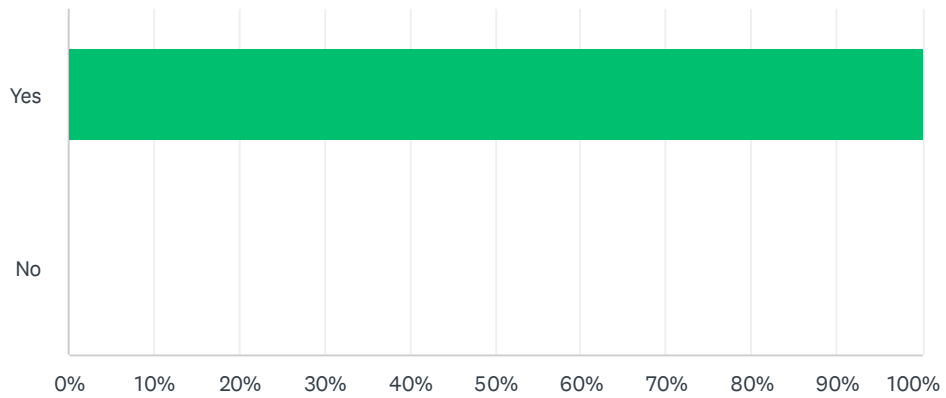


| ANSWER CHOICES                   | RESPONSES |    |
|----------------------------------|-----------|----|
| Petrol                           | 90.91%    | 10 |
| Diesel - White                   | 100.00%   | 11 |
| Diesel - Red                     | 9.09%     | 1  |
| HVO (Hydrogenated vegetable oil) | 18.18%    | 2  |
| Hydrogen                         | 18.18%    | 2  |
| Natural Gas CNG/LNG              | 0.00%     | 0  |
| Total Respondents: 11            |           |    |



## Q6 Do you utilise Vehicle Tracking Systems?

Answered: 10 Skipped: 1



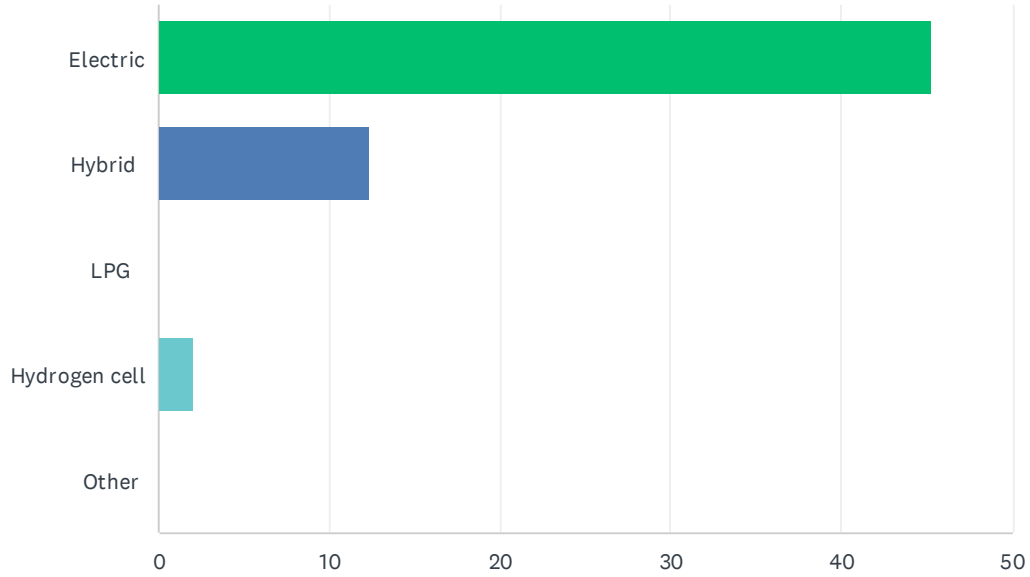
| ANSWER CHOICES | RESPONSES |    |
|----------------|-----------|----|
| Yes            | 100.00%   | 10 |
| No             | 0.00%     | 0  |
| TOTAL          |           | 10 |

## Q7 How many vehicles are fitted with video recording systems?

Answered: 10 Skipped: 1

## Q8 Do you own any electric or alternatively fuelled vehicles?(Please give the number of each)

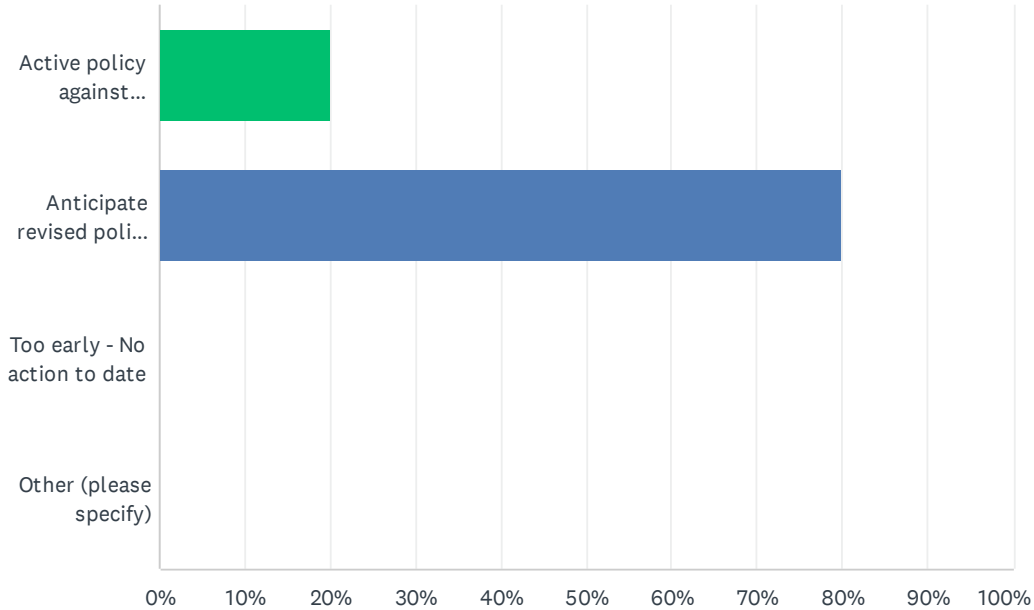
Answered: 10 Skipped: 1



| ANSWER CHOICES        | AVERAGE NUMBER | TOTAL NUMBER | RESPONSES |
|-----------------------|----------------|--------------|-----------|
| Electric              | 45             | 408          | 9         |
| Hybrid                | 12             | 62           | 5         |
| LPG                   | 0              | 0            | 1         |
| Hydrogen cell         | 2              | 4            | 2         |
| Other                 | 0              | 0            | 1         |
| Total Respondents: 10 |                |              |           |

### Q9 The Government plans to end the sale of conventional petrol and diesel cars & vans in the future. What plans, if any, have you made to date?

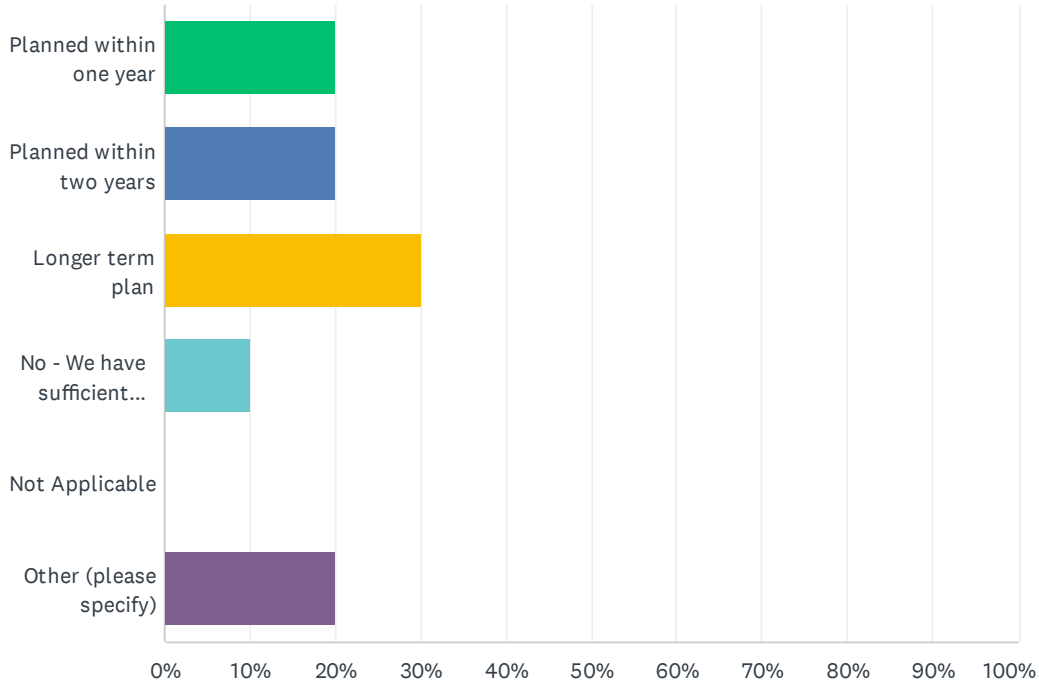
Answered: 10 Skipped: 1



| ANSWER CHOICES   | RESPONSES |           |
|--|-----------|-----------|
| Active policy against purchase of internal combustion powered vehicles | 20.00%    | 2         |
| Anticipate revised policy within next 2 years                          | 80.00%    | 8         |
| Too early - No action to date  | 0.00%     | 0         |
| Other (please specify)   | 0.00%     | 0         |
| <b>TOTAL</b>   |           | <b>10</b> |

## Q10 Are you adding additional electrical supply capacity to charge Electric Vehicles?

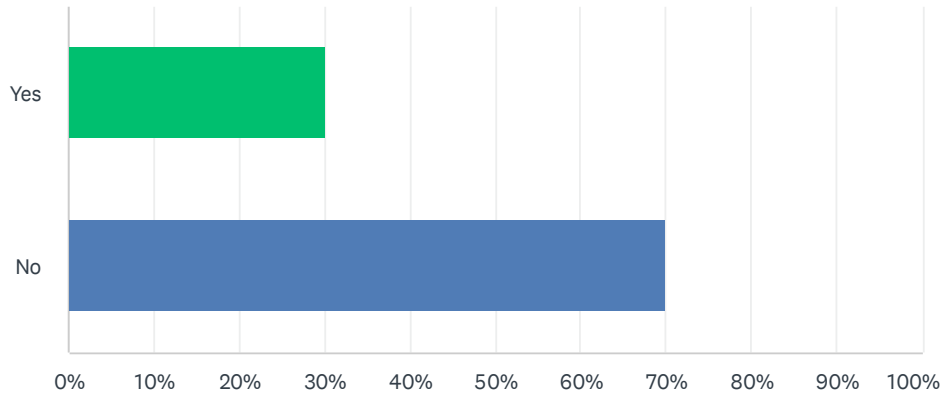
Answered: 10 Skipped: 1



| ANSWER CHOICES                       | RESPONSES |           |
|--------------------------------------|-----------|-----------|
| Planned within one year              | 20.00%    | 2         |
| Planned within two years             | 20.00%    | 2         |
| Longer term plan                     | 30.00%    | 3         |
| No - We have sufficient capacity now | 10.00%    | 1         |
| Not Applicable                       | 0.00%     | 0         |
| Other (please specify)               | 20.00%    | 2         |
| <b>TOTAL</b>                         |           | <b>10</b> |

## Q11 Do you offer a salary sacrifice scheme for vehicles for employees, or similar?

Answered: 10 Skipped: 1



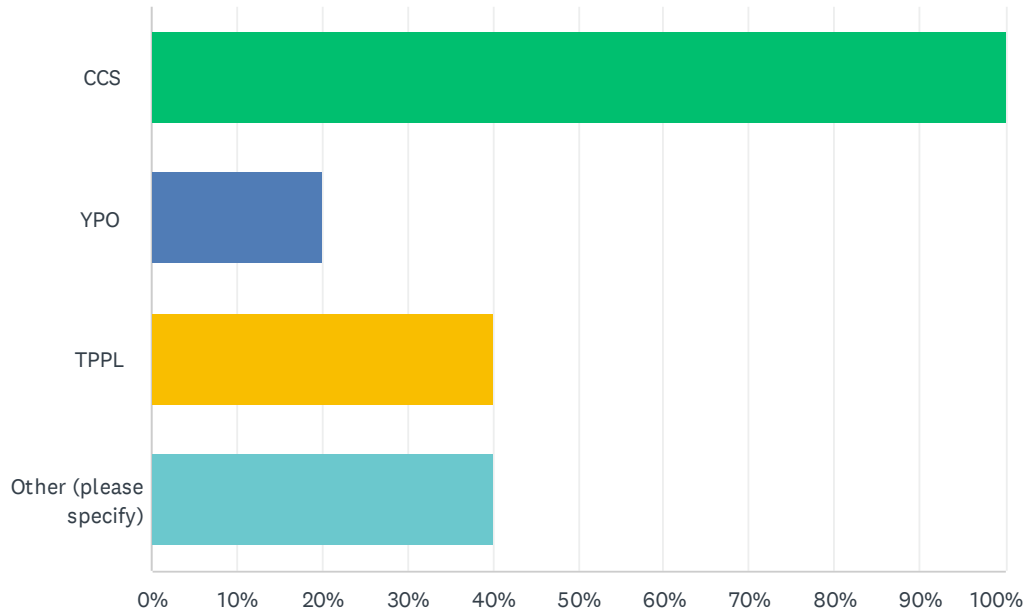
| ANSWER CHOICES | RESPONSES |    |
|----------------|-----------|----|
| Yes            | 30.00%    | 3  |
| No             | 70.00%    | 7  |
| TOTAL          |           | 10 |

## Q12 How many Pool cars do you operate for internal use?

Answered: 10 Skipped: 1

### Q13 Do you use a Vehicle Procurement Framework?(Please tick all that apply)

Answered: 10 Skipped: 1

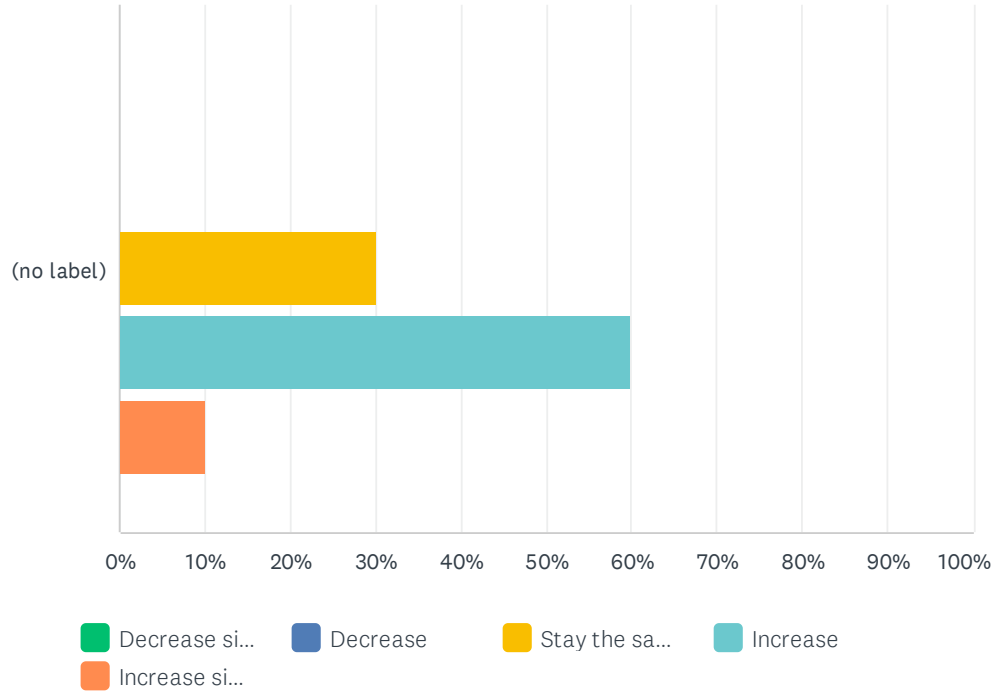


| ANSWER CHOICES         | RESPONSES |    |
|------------------------|-----------|----|
| CCS                    | 100.00%   | 10 |
| YPO                    | 20.00%    | 2  |
| TPPL                   | 40.00%    | 4  |
| Other (please specify) | 40.00%    | 4  |
| Total Respondents: 10  |           |    |



## Q14 How do you expect the workload of the transport section to change over the next 12 months?

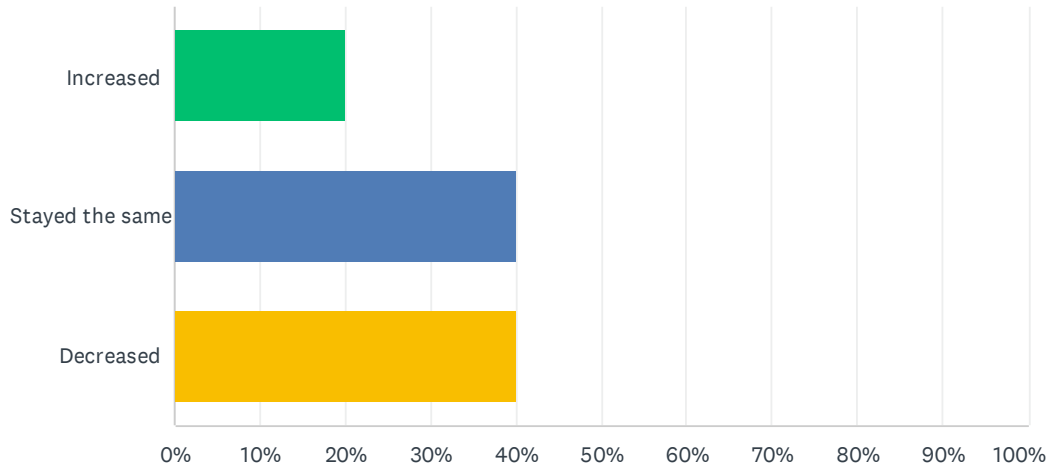
Answered: 10 Skipped: 1



|            | DECREASE SIGNIFICANTLY | DECREASE   | STAY THE SAME | INCREASE    | INCREASE SIGNIFICANTLY | TOTAL | WEIGHTED AVERAGE |
|------------|------------------------|------------|---------------|-------------|------------------------|-------|------------------|
| (no label) | 0.00%<br>0             | 0.00%<br>0 | 30.00%<br>3   | 60.00%<br>6 | 10.00%<br>1            | 10    | 3.80             |

## Q15 How has the budget for the Fleet service changed from the last financial year?

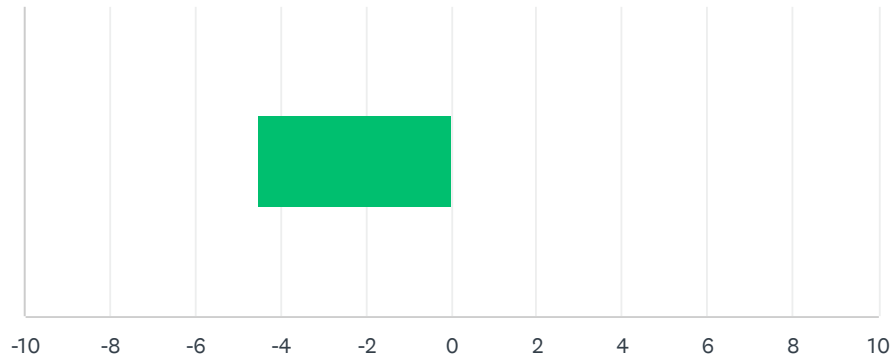
Answered: 10 Skipped: 1



| ANSWER CHOICES  | RESPONSES |
|-----------------|-----------|
| Increased       | 20.00% 2  |
| Stayed the same | 40.00% 4  |
| Decreased       | 40.00% 4  |
| TOTAL           | 10        |

## Q16 How much has your budget changed over last year?

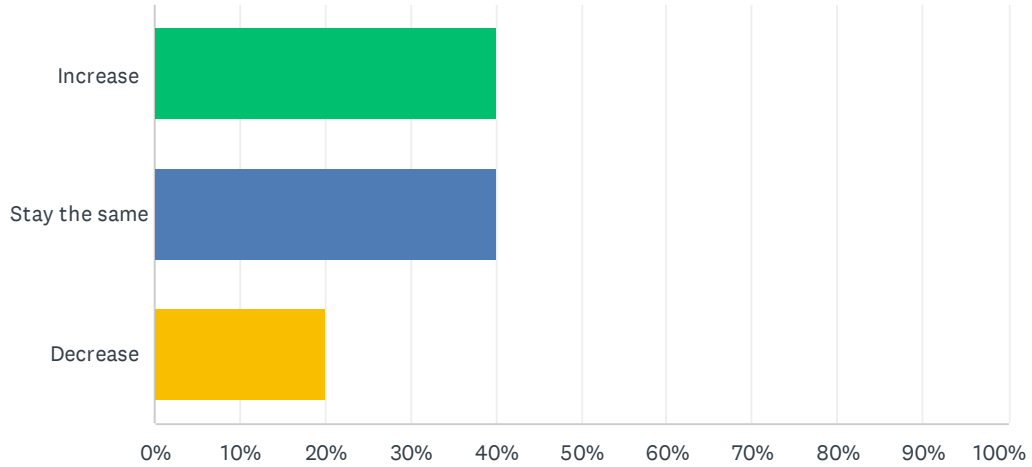
Answered: 10 Skipped: 1



| ANSWER CHOICES        | AVERAGE NUMBER | TOTAL NUMBER | RESPONSES |
|-----------------------|----------------|--------------|-----------|
|                       | -5             | -45          | 10        |
| Total Respondents: 10 |                |              |           |

## Q17 How do you expect the budget for the Fleet service to change when allocated for the next financial year?

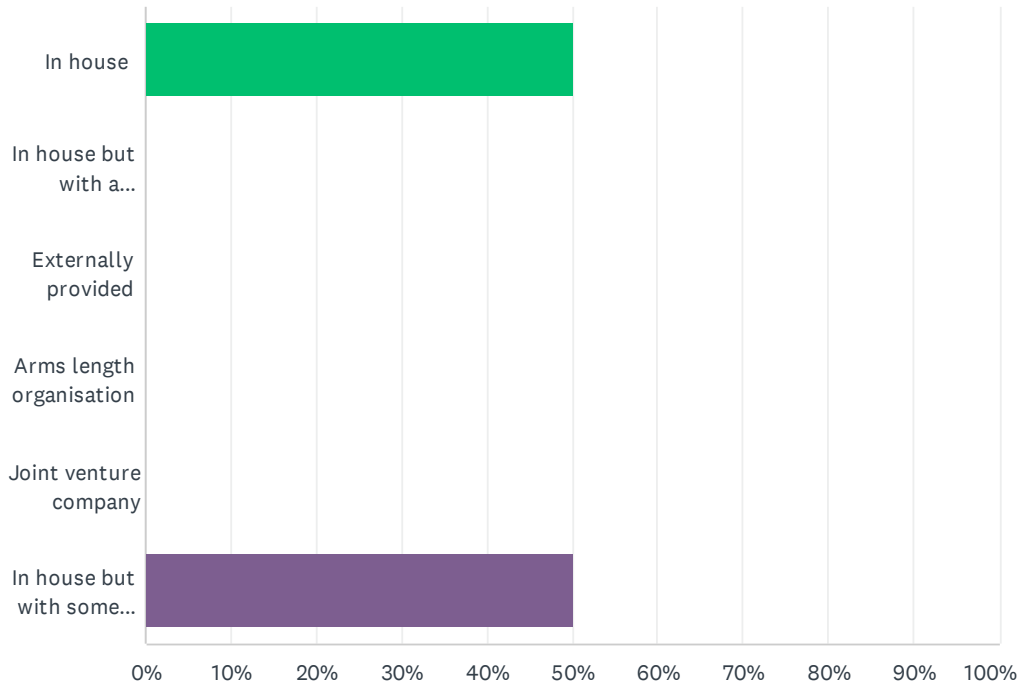
Answered: 10 Skipped: 1



| ANSWER CHOICES | RESPONSES |           |
|----------------|-----------|-----------|
| Increase       | 40.00%    | 4         |
| Stay the same  | 40.00%    | 4         |
| Decrease       | 20.00%    | 2         |
| <b>TOTAL</b>   |           | <b>10</b> |

## Q18 How are your Fleet services currently delivered?

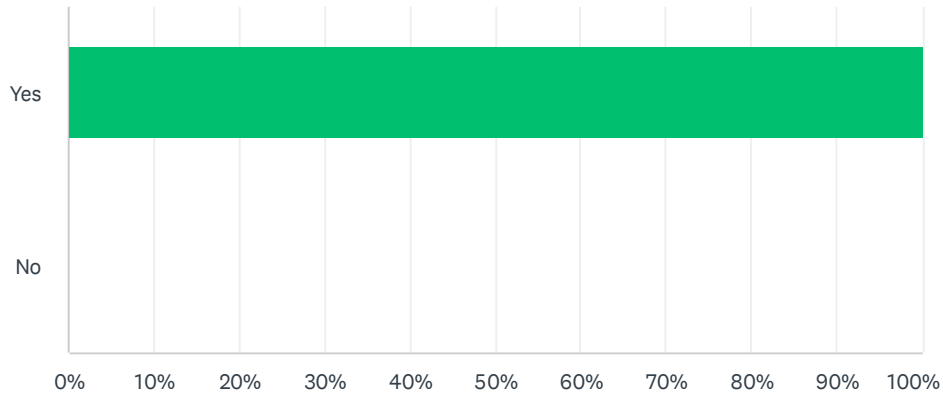
Answered: 10 Skipped: 1



| ANSWER CHOICES   | RESPONSES |           |
|--|-----------|-----------|
| In house   | 50.00%    | 5         |
| In house but with a client/contractor split                | 0.00%     | 0         |
| Externally provided  | 0.00%     | 0         |
| Arms length organisation                                   | 0.00%     | 0         |
| Joint venture company                                      | 0.00%     | 0         |
| In house but with some elements runs by external contracts | 50.00%    | 5         |
| <b>TOTAL</b>   |           | <b>10</b> |

### Q19 If the service is currently provided in-house, do you expect the service to remain in-house over the next 12 months?

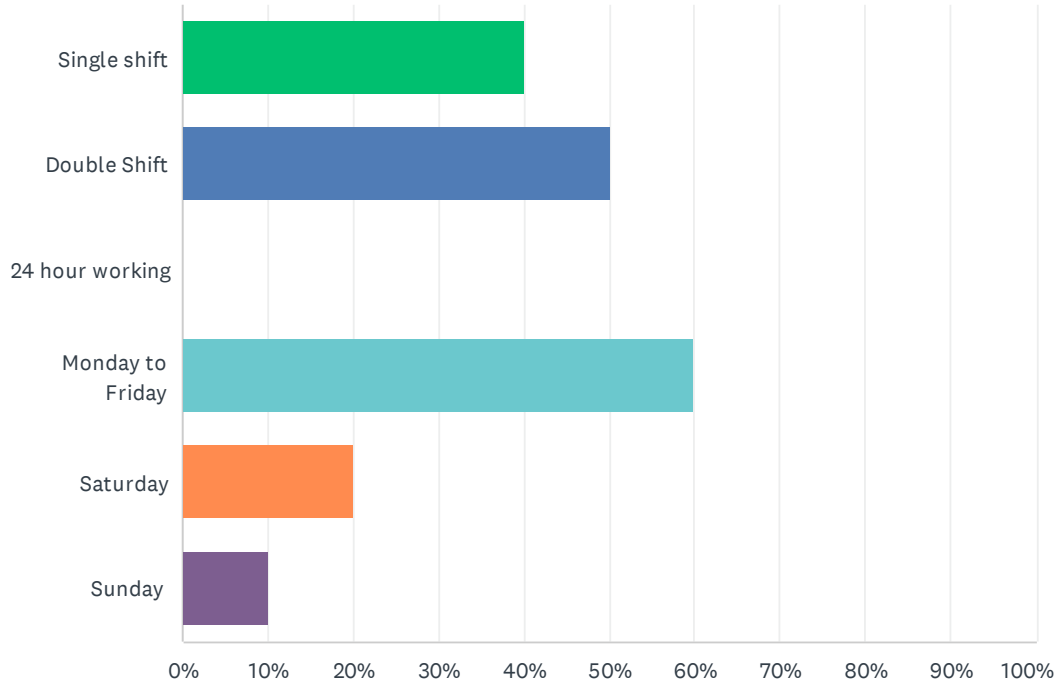
Answered: 10 Skipped: 1



| ANSWER CHOICES | RESPONSES |    |
|----------------|-----------|----|
| Yes            | 100.00%   | 10 |
| No             | 0.00%     | 0  |
| TOTAL          |           | 10 |

## Q20 Do you operate a shift system for the maintenance garage?(Please tick all that apply)

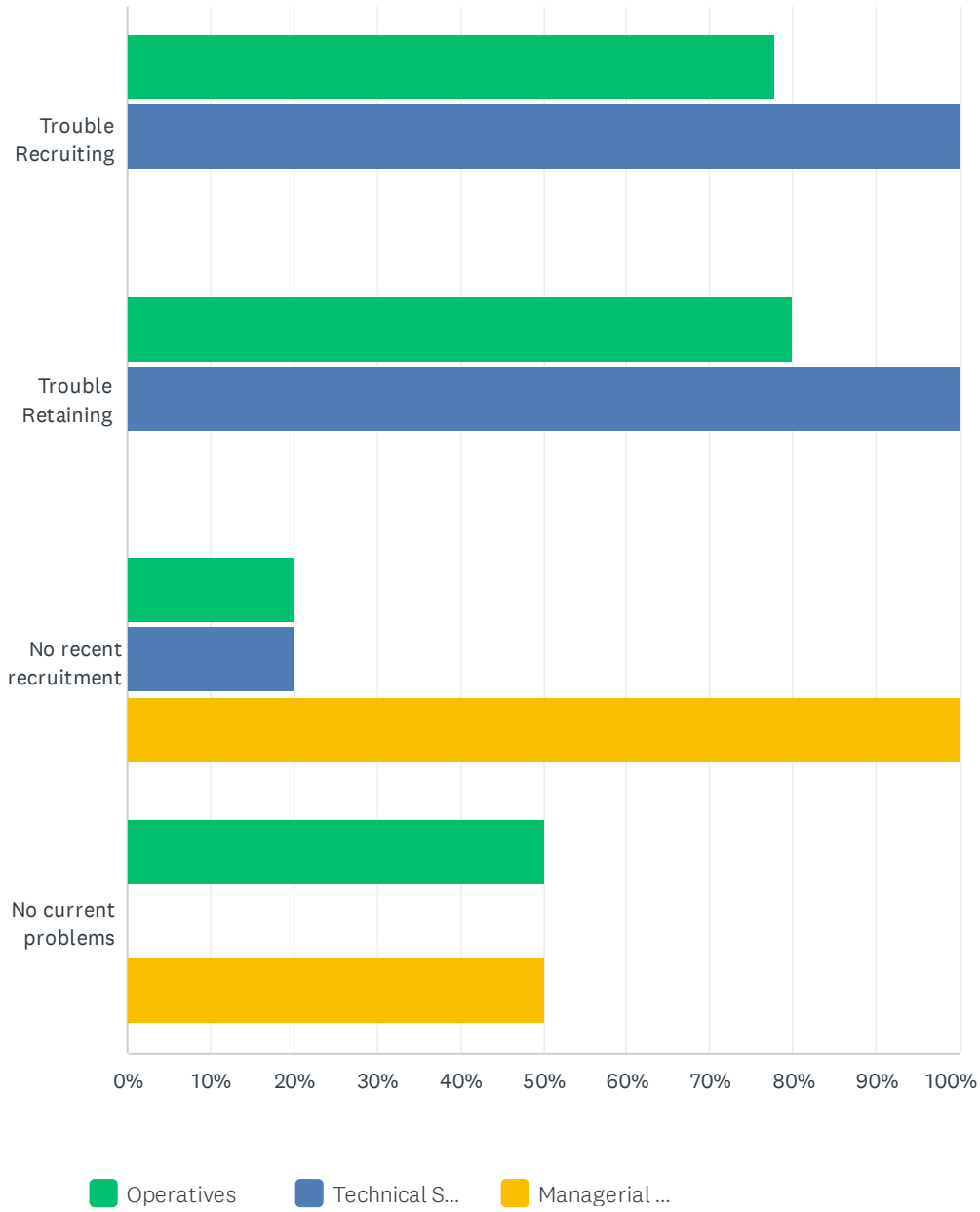
Answered: 10 Skipped: 1



| ANSWER CHOICES        | RESPONSES |   |
|-----------------------|-----------|---|
| Single shift          | 40.00%    | 4 |
| Double Shift          | 50.00%    | 5 |
| 24 hour working       | 0.00%     | 0 |
| Monday to Friday      | 60.00%    | 6 |
| Saturday              | 20.00%    | 2 |
| Sunday                | 10.00%    | 1 |
| Total Respondents: 10 |           |   |

# Q21 Are you having trouble recruiting or retaining staff? (over the past 12 months)

Answered: 10 Skipped: 1



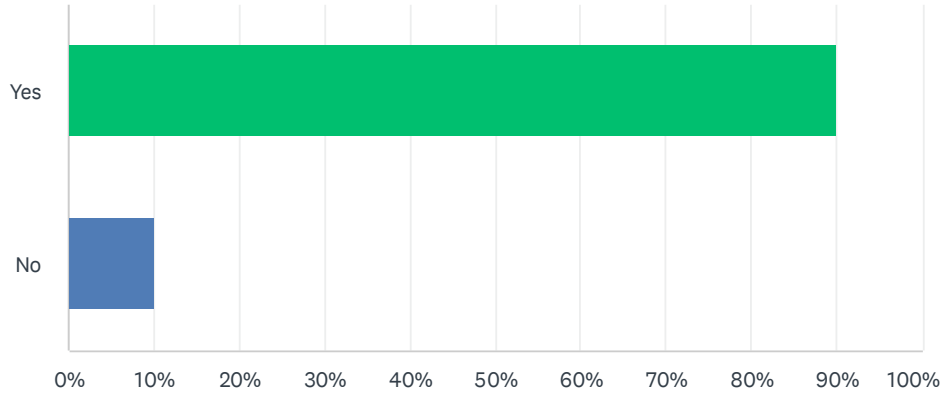


Transport - State of the Market Survey - 2022

|                       | OPERATIVES  | TECHNICAL STAFF | MANAGERIAL STAFF | TOTAL RESPONDENTS |
|-----------------------|-------------|-----------------|------------------|-------------------|
| Trouble Recruiting    | 77.78%<br>7 | 100.00%<br>9    | 0.00%<br>0       | 9                 |
| Trouble Retaining     | 80.00%<br>4 | 100.00%<br>5    | 0.00%<br>0       | 5                 |
| No recent recruitment | 20.00%<br>1 | 20.00%<br>1     | 100.00%<br>5     | 5                 |
| No current problems   | 50.00%<br>1 | 0.00%<br>0      | 50.00%<br>1      | 2                 |

## Q22 Do you personally feel staff absence levels are at an acceptable level?

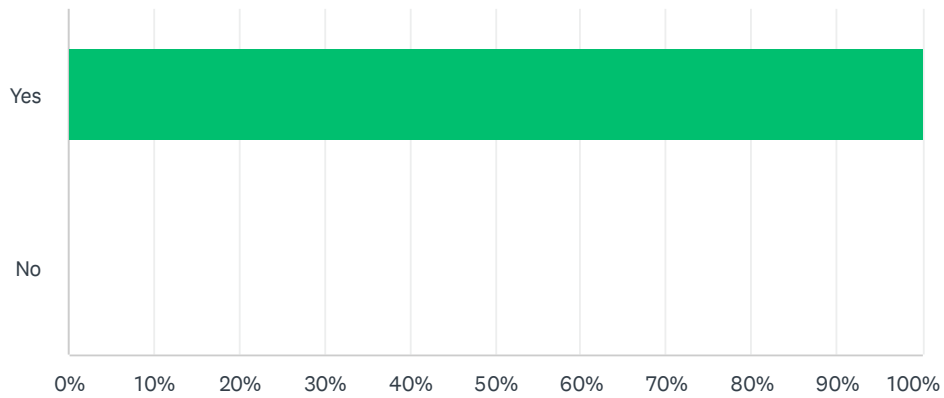
Answered: 10 Skipped: 1



| ANSWER CHOICES | RESPONSES |    |
|----------------|-----------|----|
| Yes            | 90.00%    | 9  |
| No             | 10.00%    | 1  |
| TOTAL          |           | 10 |

## Q23 Do you run an apprenticeship scheme?

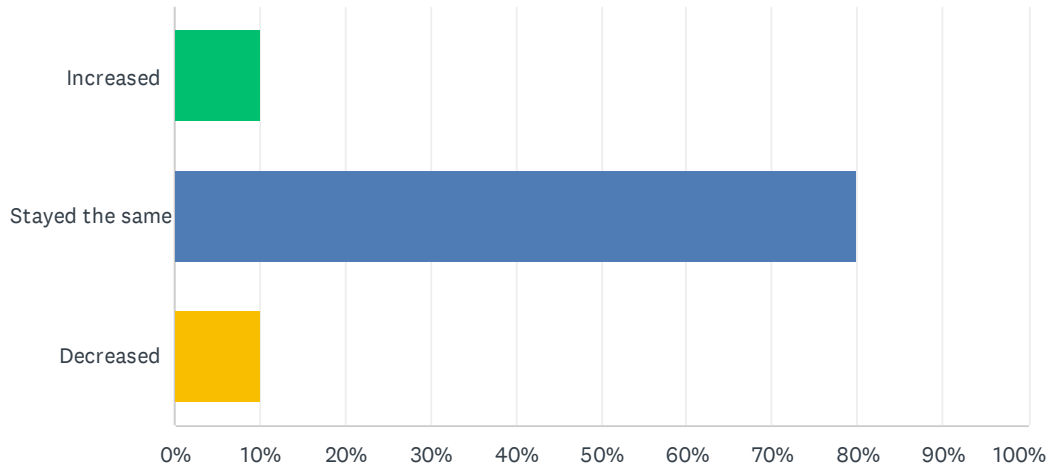
Answered: 10 Skipped: 1



| ANSWER CHOICES | RESPONSES |    |
|----------------|-----------|----|
| Yes            | 100.00%   | 10 |
| No             | 0.00%     | 0  |
| TOTAL          |           | 10 |

## Q24 What has happened to your Fleet maintenance training budget over the past 12 months?

Answered: 10 Skipped: 1



| ANSWER CHOICES  | RESPONSES |
|-----------------|-----------|
| Increased       | 10.00% 1  |
| Stayed the same | 80.00% 8  |
| Decreased       | 10.00% 1  |
| TOTAL           | 10        |

## Q25 Approximately how many staff do you employ within fleet operations?

Answered: 10 Skipped: 1

| ANSWER CHOICES   | RESPONSES |    |
|--|-----------|----|
| Maintenance Fitters  | 100.00%   | 10 |
| Technical/Supervisory/Administrative support                 | 100.00%   | 10 |
| Managerial   | 100.00%   | 10 |
| SEN Transport Administration (excluding drivers and escorts) | 60.00%    | 6  |

Q26 What is the average age of your Fleet maintenance operational staff?  
(if known)

Answered: 9 Skipped: 2

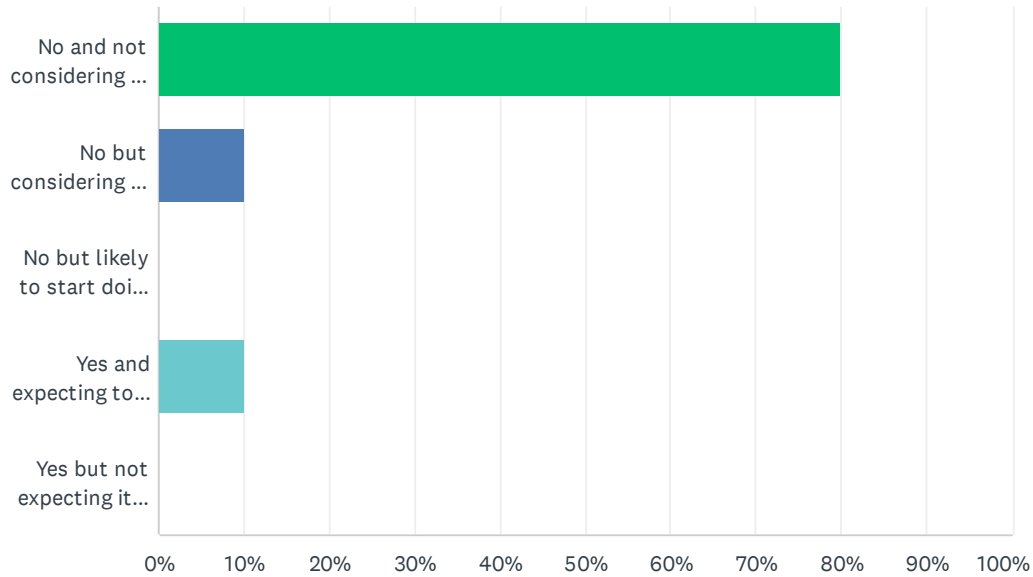
## Q27 What is the basic hourly rate of pay for your fitters?

Answered: 7 Skipped: 4

| ANSWER CHOICES                               | RESPONSES |   |
|--|-----------|---|
| Please enter the hourly rate in £ e.g. 14.65 | 100.00%   | 7 |

## Q28 Do you currently sell your services to organisations external to the council?

Answered: 10 Skipped: 1

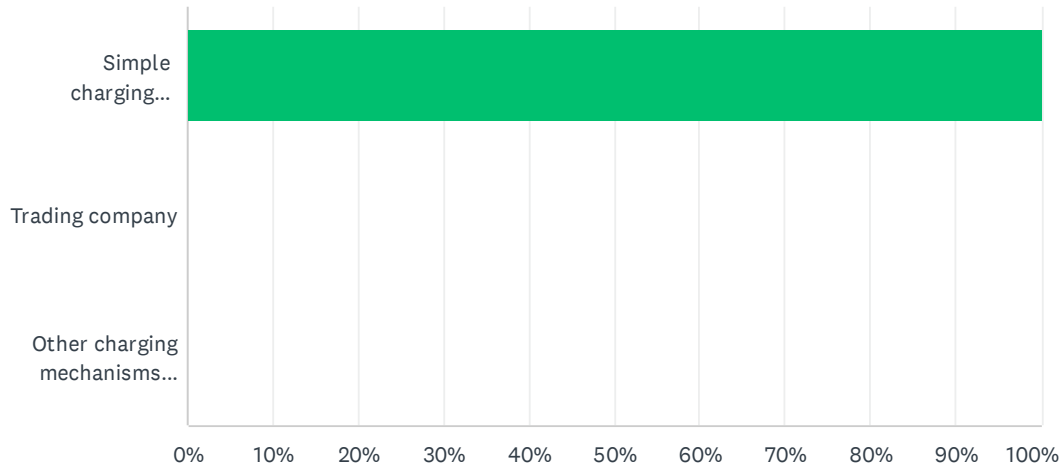


| ANSWER CHOICES  | RESPONSES |           |
|---|-----------|-----------|
| No and not considering it for the near future         | 80.00%    | 8         |
| No but considering it as an option in the near future | 10.00%    | 1         |
| No but likely to start doing it in the near future    | 0.00%     | 0         |
| Yes and expecting to continue                         | 10.00%    | 1         |
| Yes but not expecting it to continue long term        | 0.00%     | 0         |
| <b>TOTAL</b>  |           | <b>10</b> |



## Q29 If you do currently sell your services to organisations external to the council, do you use:

Answered: 1 Skipped: 10



| ANSWER CHOICES                            | RESPONSES |   |
|---|-----------|---|
| Simple charging mechanisms                | 100.00%   | 1 |
| Trading company                           | 0.00%     | 0 |
| Other charging mechanisms (please detail) | 0.00%     | 0 |
| Total Respondents: 1                      |           |   |

## Q30 Where do you see growth areas for the service over the next 12 months?

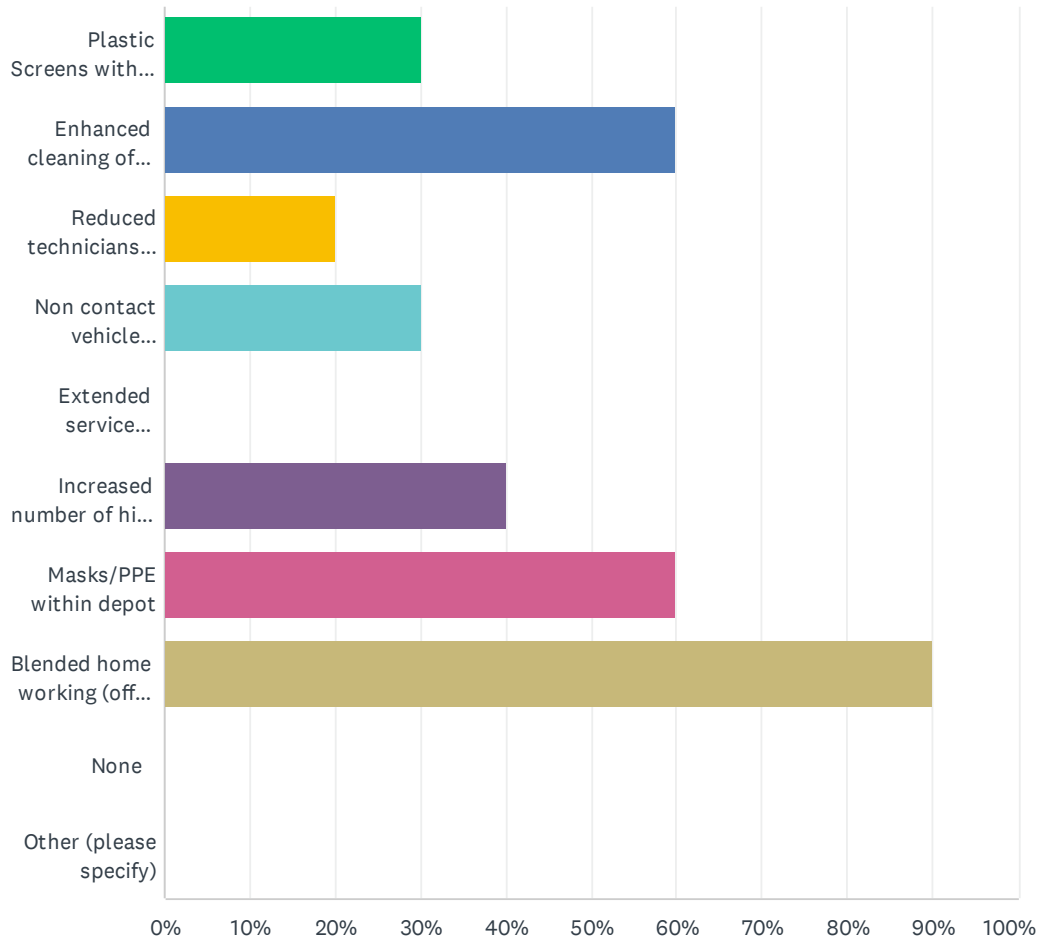
Answered: 6 Skipped: 5

## Q31 Where do you see areas where work may decrease over the next 12 months?

Answered: 6 Skipped: 5

### Q32 What changes (if any) have been retained that were originally implemented as a response to Covid-19? ( please tick all that apply)

Answered: 10 Skipped: 1

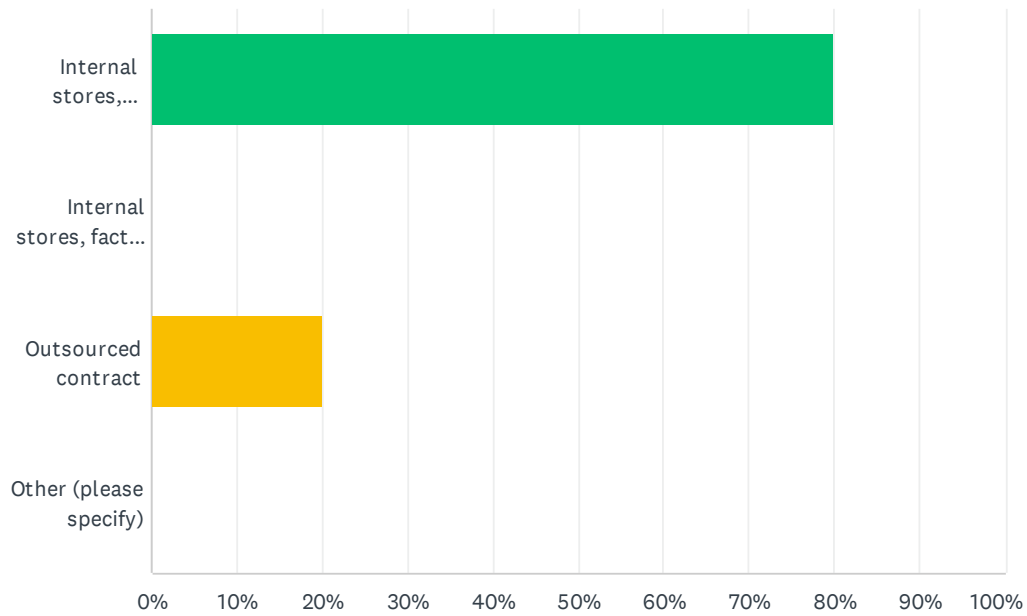


Transport - State of the Market Survey - 2022

| ANSWER CHOICES                              | RESPONSES |   |
|---|-----------|---|
| Plastic Screens within vehicles             | 30.00%    | 3 |
| Enhanced cleaning of vehicles               | 60.00%    | 6 |
| Reduced technicians working at any one time | 20.00%    | 2 |
| Non contact vehicle delivery/return         | 30.00%    | 3 |
| Extended service schedules                  | 0.00%     | 0 |
| Increased number of hire vehicles           | 40.00%    | 4 |
| Masks/PPE within depot                      | 60.00%    | 6 |
| Blended home working (office and depot)     | 90.00%    | 9 |
| None  | 0.00%     | 0 |
| Other (please specify)                      | 0.00%     | 0 |
| Total Respondents: 10                       |           |   |

### Q33 How do you operate your spares system?

Answered: 10 Skipped: 1



| ANSWER CHOICES                   | RESPONSES |           |
|----------------------------------|-----------|-----------|
| Internal stores, in-house        | 80.00%    | 8         |
| Internal stores, factor operated | 0.00%     | 0         |
| Outsourced contract              | 20.00%    | 2         |
| Other (please specify)           | 0.00%     | 0         |
| <b>TOTAL</b>                     |           | <b>10</b> |