



performance networks

# **Transport Productivity and Cost/ Trend analysis 2015-16**

The logo for apse, featuring the word "apse" in white lowercase letters inside a purple oval shape.

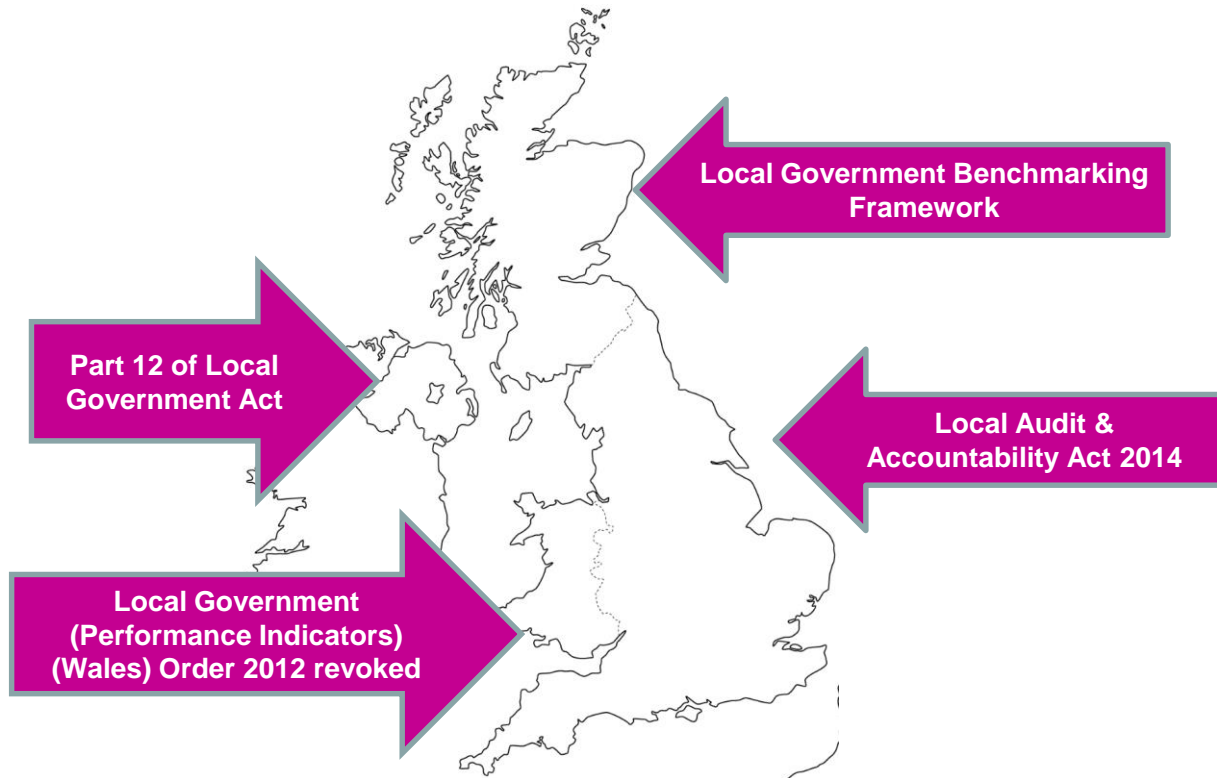
apse

performance networks

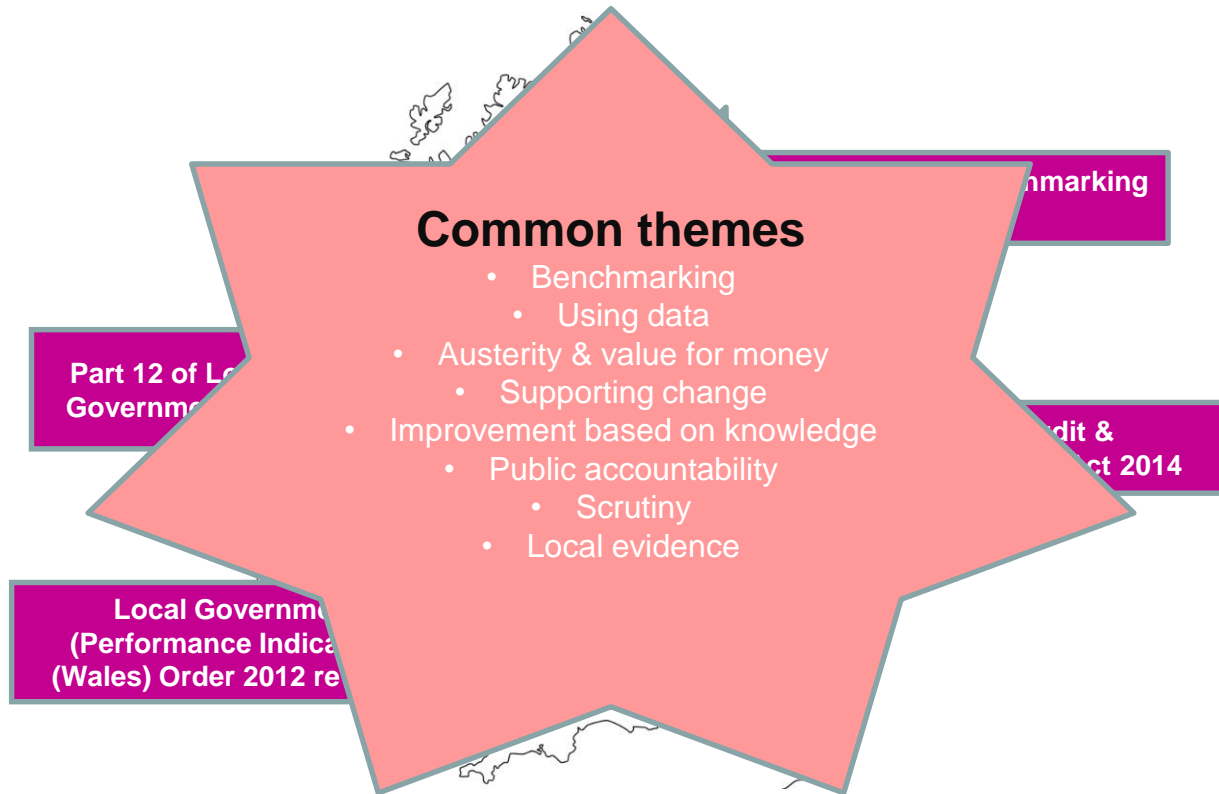
# The UK picture on benchmarking and performance

Workshop sponsored by

# Performance frameworks



# Performance frameworks



The logo for apse, consisting of the lowercase letters 'apse' in white, set against a purple oval background.

apse

performance networks

# Unit costs and trend analysis 2015-16

Workshop sponsored by

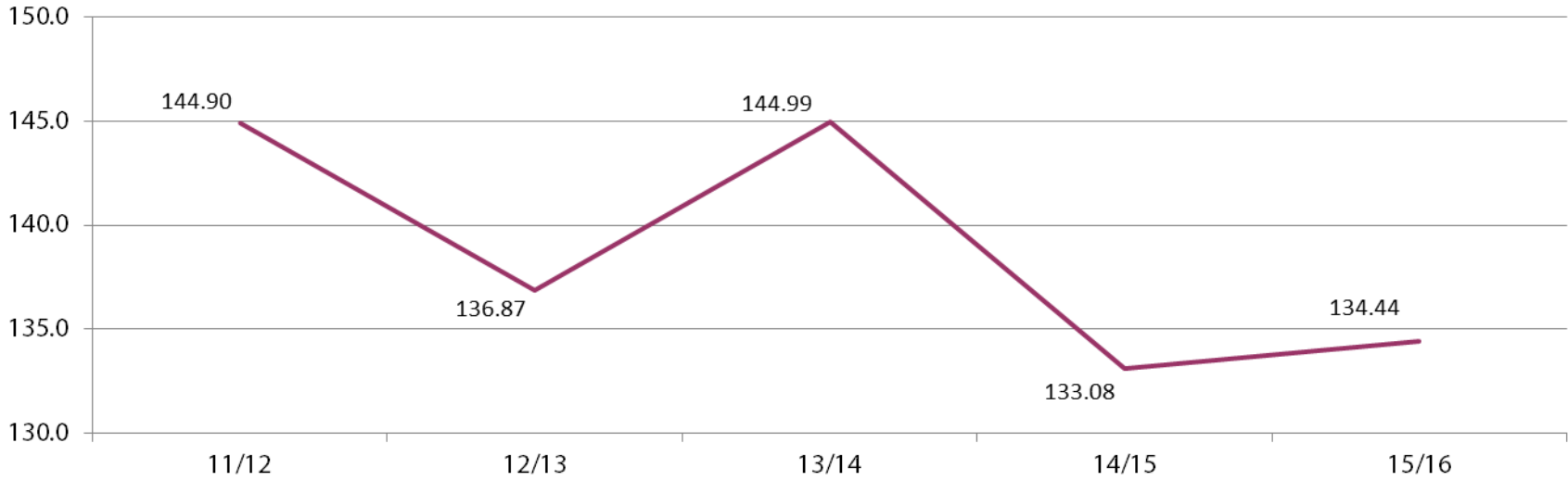
# Performance

	11/12	12/13	13/14	14/15	15/16
<b>PI 73a</b> - Percentage of vehicles passing DOE first time	93.46%	92.58%	94.44%	95.73%	96.74%
<b>PI 74</b> - Percentage of vehicles serviced within 7 days of schedule	96.49%	95.24%	96.92%	95.93%	96.82%
<b>PI 76</b> - Percentage of all workshop jobs completed within 24 hours	79.11%	80.04%	76.26%	70.77%	72.72%

Workshop sponsored by

# Productivity

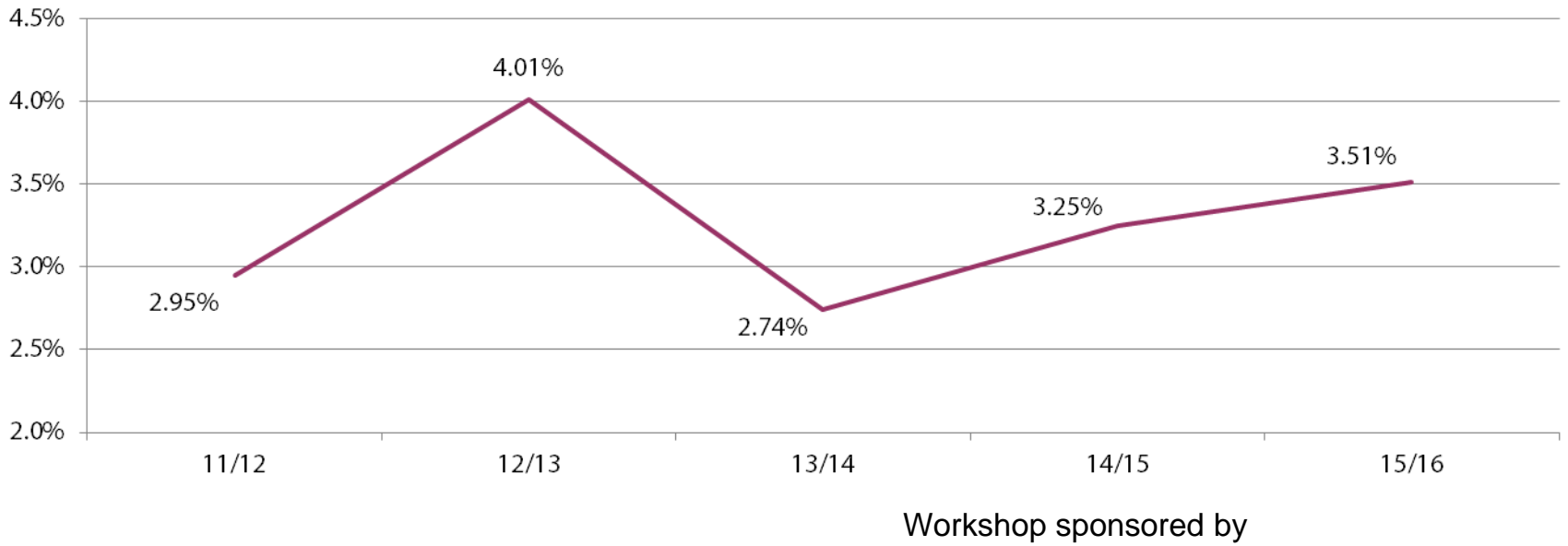
**PI 66a - No of weighted vehicle (units) maintained per fitter per annum**



Workshop sponsored by

# Staff absence

**PI 67a - Percentage staff absence (fitters / tradesmen)**





# Penalties and accidents

	11/12	12/13	13/14	14/15	15/16
<b>PI 111</b> - Number of PG9 notices issued by VOSA per 100 council vehicles	0.070	0.037	0.089	0.018	0.040
<b>PI 113</b> - Number of overloading prosecutions per 100 council vehicles	0.00	0.00	0.02	0.00	0.00
<b>PI 114</b> - Number of speeding fines/penalties per 100 council vehicles	0.68	1.19	1.00	1.28	0.98
<b>PI 115</b> - Number of parking tickets/notices per 100 council vehicles	0.36	0.81	0.76	0.67	1.23
<b>PI 116</b> - Number of motor vehicle accidents/incidents reported per 100 vehicles	31.64	34.45	33.61	27.16	26.82

Workshop sponsored by

## Transport operations and vehicle maintenance performance indicators

PI 70 - Quality assurance and consultation

PI 71 - Human resources and people management

PI 72b - No of weighted vehicle (units - adjusted for direct maintenance) maintained per fitter per annum (excluding miscellaneous group)

PI 73a - Percentage of vehicles passing VOSA test first time

PI 74 - Percentage of vehicles serviced within 7 days of schedule

PI 78 - Good practice and consultation

PI 111 - Number of PG9 notices issued by VOSA per 100 council vehicles

PI 116 - Number of motor vehicle accidents/incidents reported per 100 vehicles

PI 138 - Average labour input hours (fair wear and tear) per weighted vehicle (adjusted for direct maintenance) all groups

Workshop sponsored by

**LOCAL SERVICES**

**LOCAL SOLUTIONS**

# Contact details

[www.apse.org.uk](http://www.apse.org.uk)

**Association for Public Service Excellence**

2nd floor Washbrook House, Lancastrian Office Centre, Talbot Road,  
Old Trafford, Manchester M32 0FP.

**telephone:** 0161 772 1810

**fax:** 0161 772 1811

**web:** [www.apse.org.uk](http://www.apse.org.uk)

